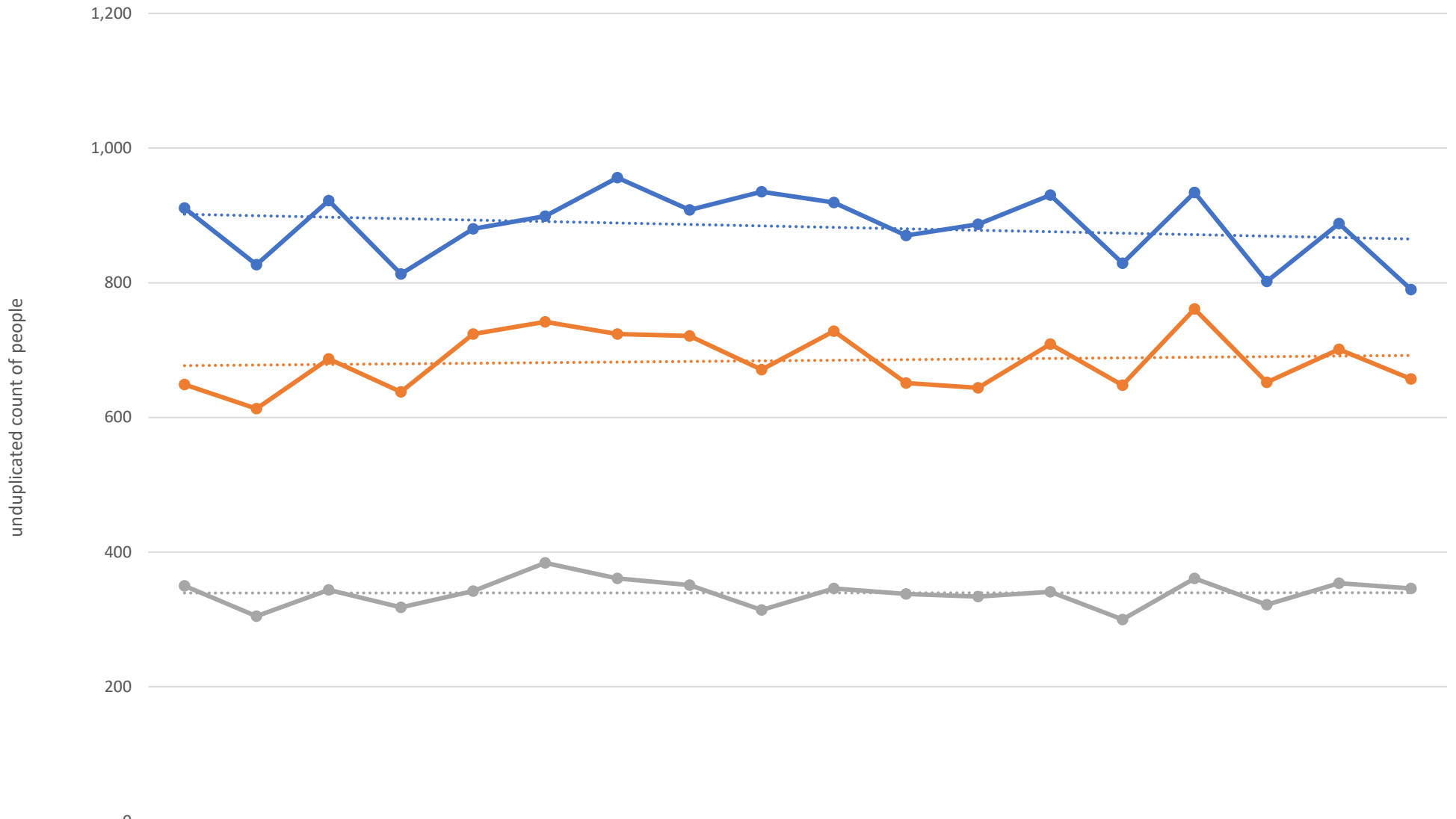




North Sound Crisis System Dashboard

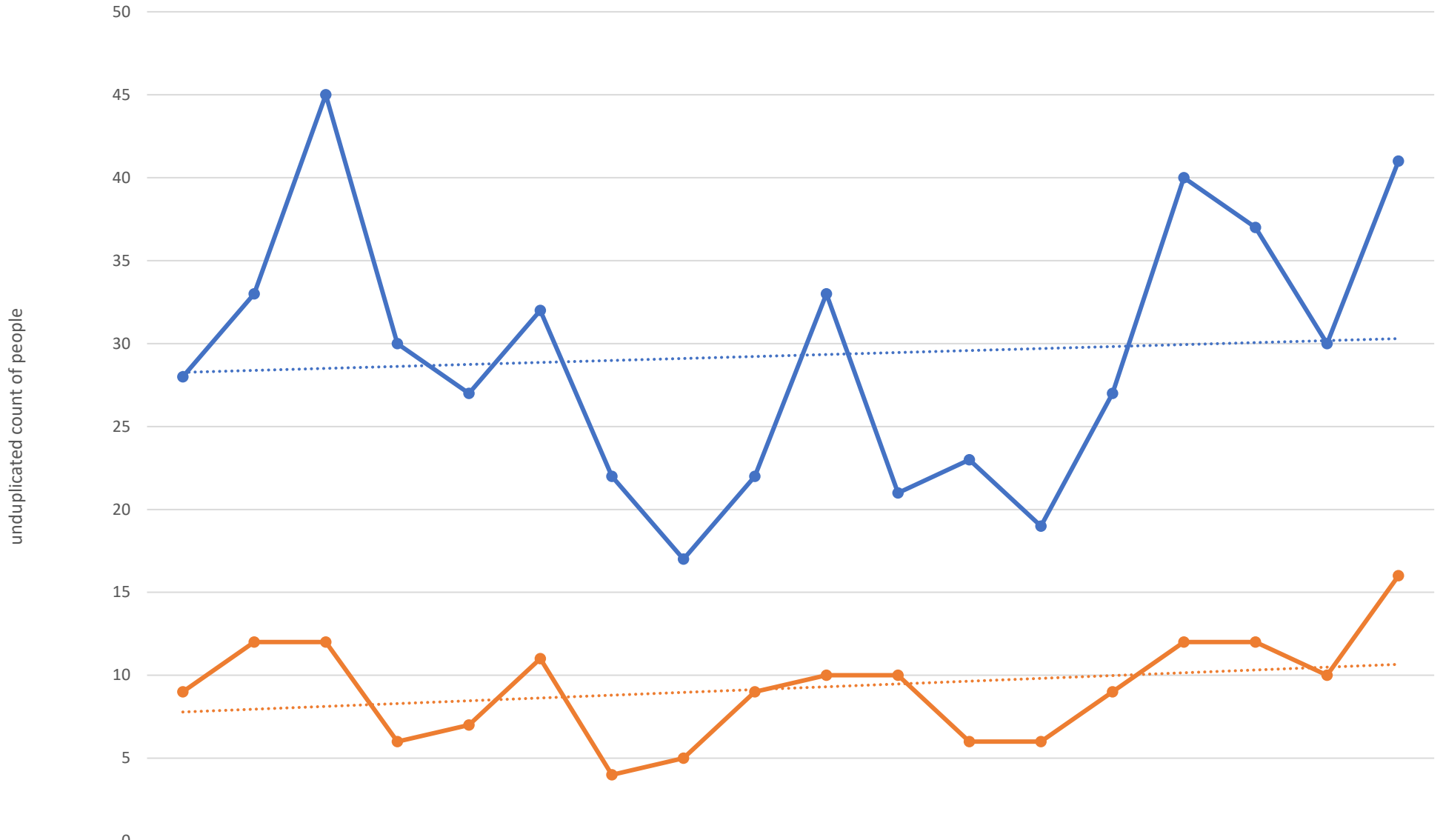
Page 2	Unduplicated People receiving a crisis system service
Page 3	Island - Unduplicated People receiving a crisis system service
Page 4	San Juan - Unduplicated People receiving a crisis system service
Page 5	Skagit - Unduplicated People receiving a crisis system service
Page 6	Snohomish - Unduplicated People receiving a crisis system service
Page 7	Whatcom - Unduplicated People receiving a crisis system service
Page 8	Region Designated Crisis Responder (DCR) Investigations
Page 9	Region DCR Investigation Referral Sources
Page 10	Region DCR Investigation Outcomes

Unduplicated People receiving a crisis system service



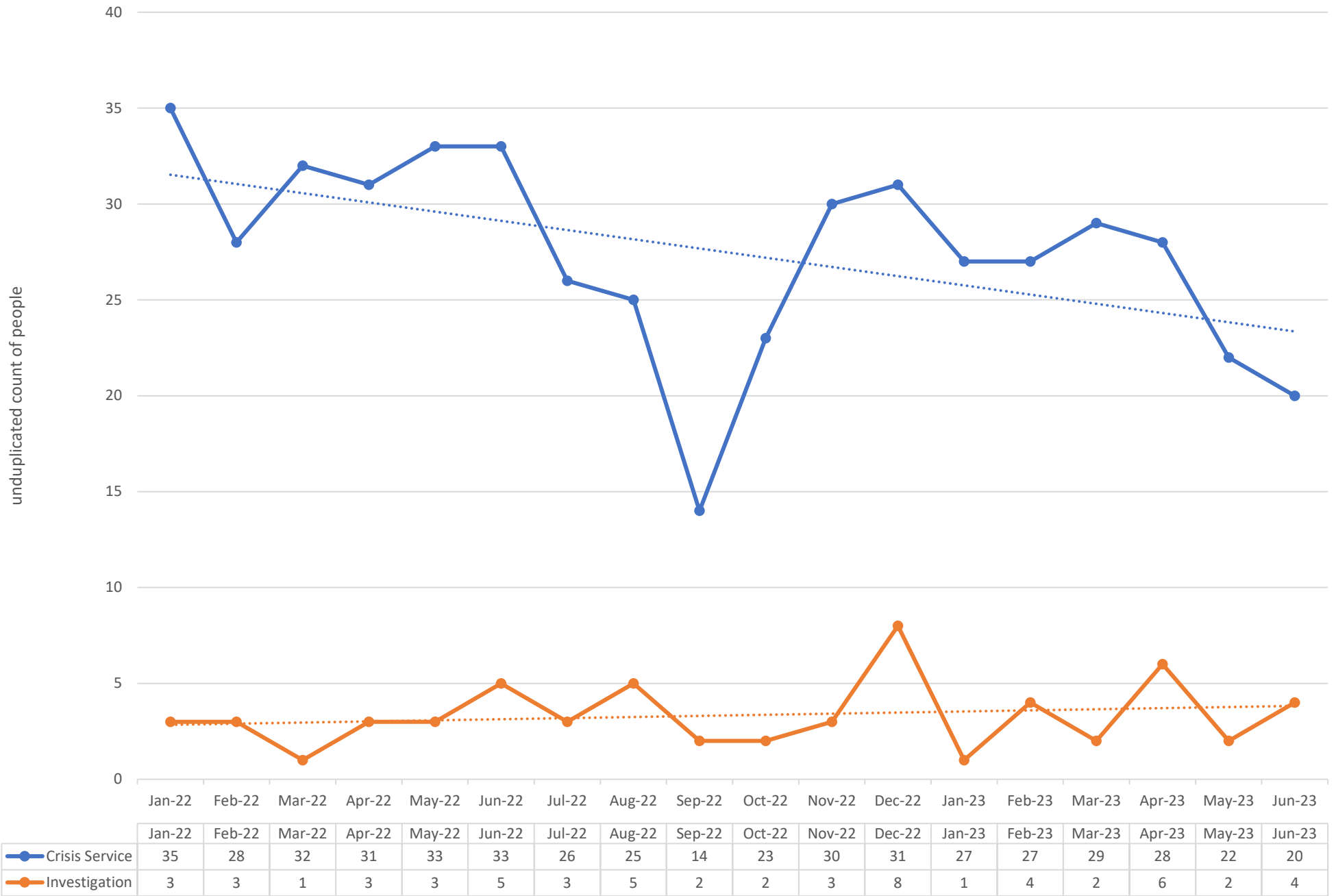
	Jan-22	Feb-22	Mar-22	Apr-22	May-22	Jun-22	Jul-22	Aug-22	Sep-22	Oct-22	Nov-22	Dec-22	Jan-23	Feb-23	Mar-23	Apr-23	May-23	Jun-23
● Crisis Call	911	827	922	813	880	899	956	908	935	919	870	887	930	829	934	802	888	790
● Crisis Service	649	613	687	638	724	742	724	721	671	728	651	644	709	648	761	652	701	657
● Investigation	350	305	344	318	342	384	361	351	314	346	338	334	341	300	361	322	354	346

Island - Unduplicated People receiving a crisis system service

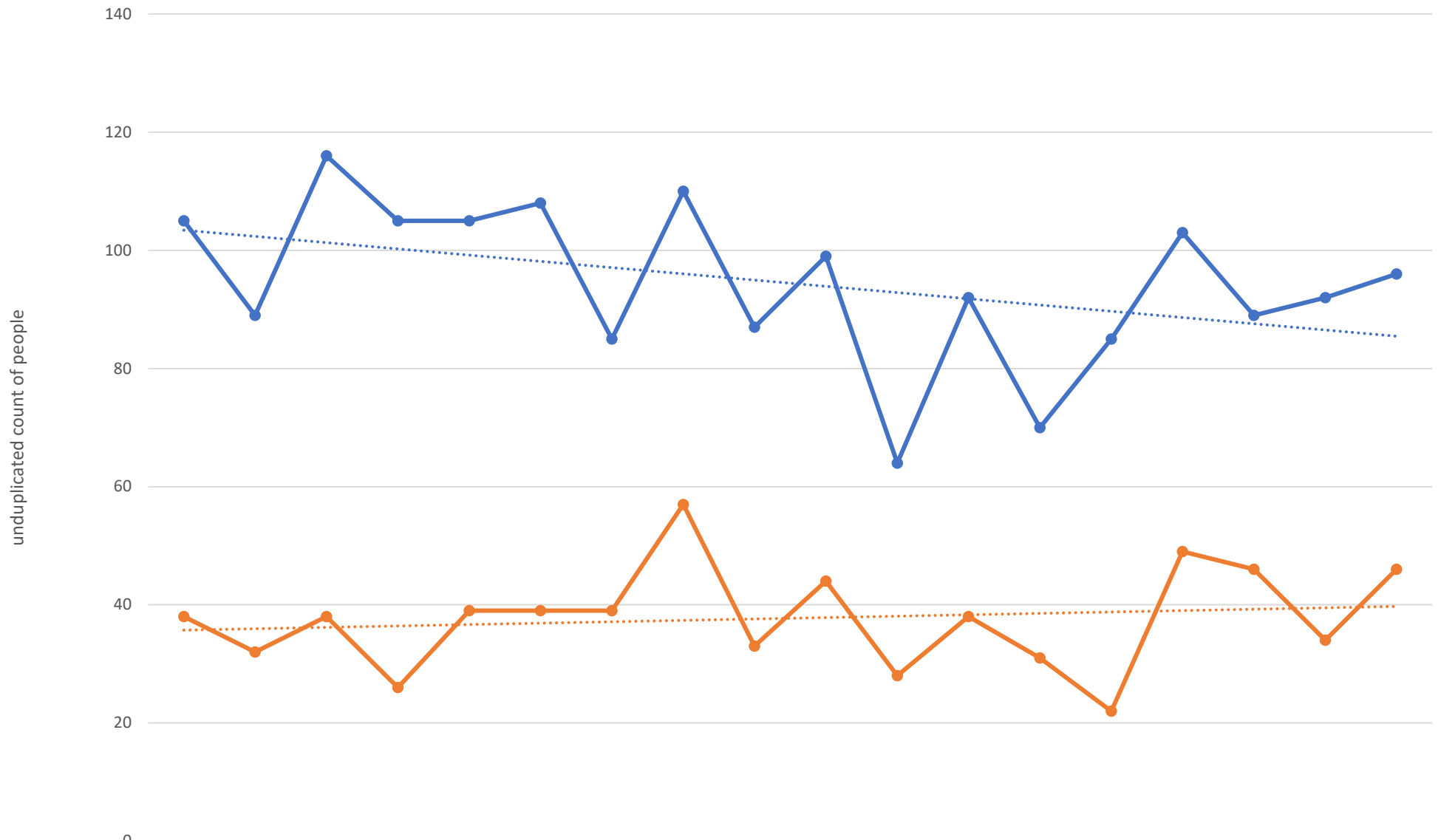


	Jan-22	Feb-22	Mar-22	Apr-22	May-22	Jun-22	Jul-22	Aug-22	Sep-22	Oct-22	Nov-22	Dec-22	Jan-23	Feb-23	Mar-23	Apr-23	May-23	Jun-23
● Crisis Service	28	33	45	30	27	32	22	17	22	33	21	23	19	27	40	37	30	41
● Investigation	9	12	12	6	7	11	4	5	9	10	10	6	6	9	12	12	10	16

San Juan - Unduplicated People receiving a crisis system service

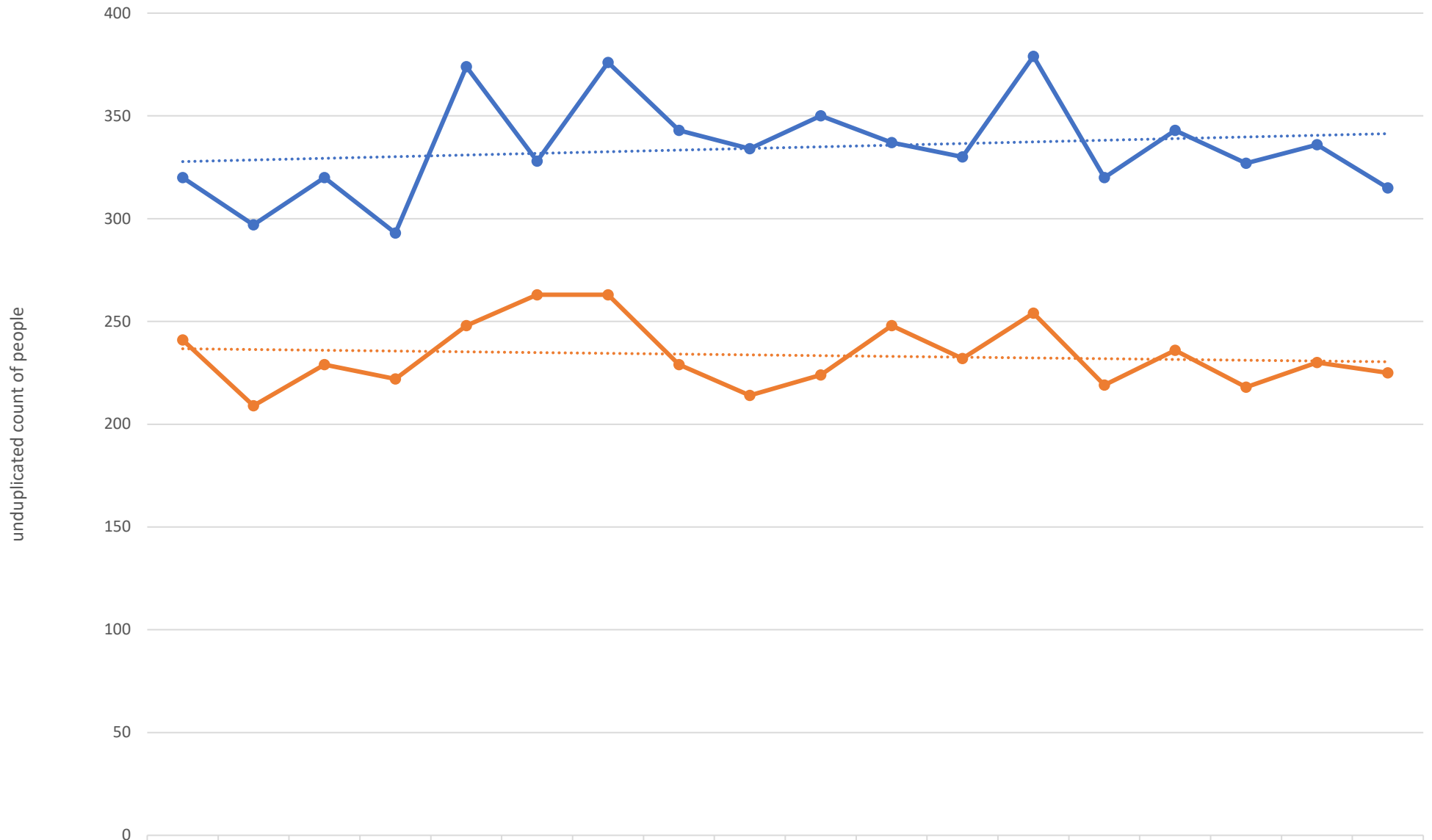


Skagit - Unduplicated People receiving a crisis system service



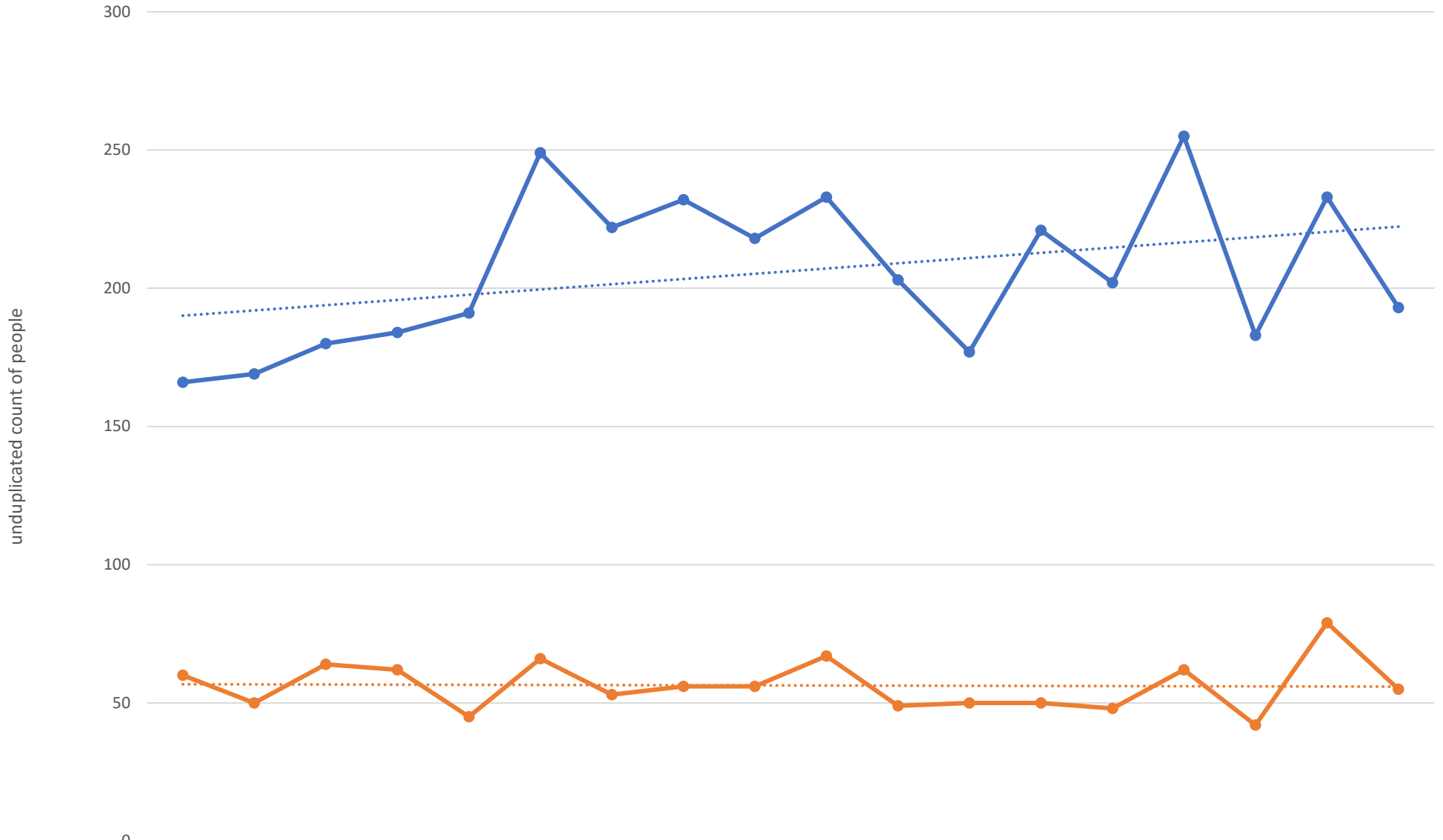
	Jan-22	Feb-22	Mar-22	Apr-22	May-22	Jun-22	Jul-22	Aug-22	Sep-22	Oct-22	Nov-22	Dec-22	Jan-23	Feb-23	Mar-23	Apr-23	May-23	Jun-23
● Crisis Service	105	89	116	105	105	108	85	110	87	99	64	92	70	85	103	89	92	96
● Investigation	38	32	38	26	39	39	39	57	33	44	28	38	31	22	49	46	34	46

Snohomish - Unduplicated People receiving a crisis system service



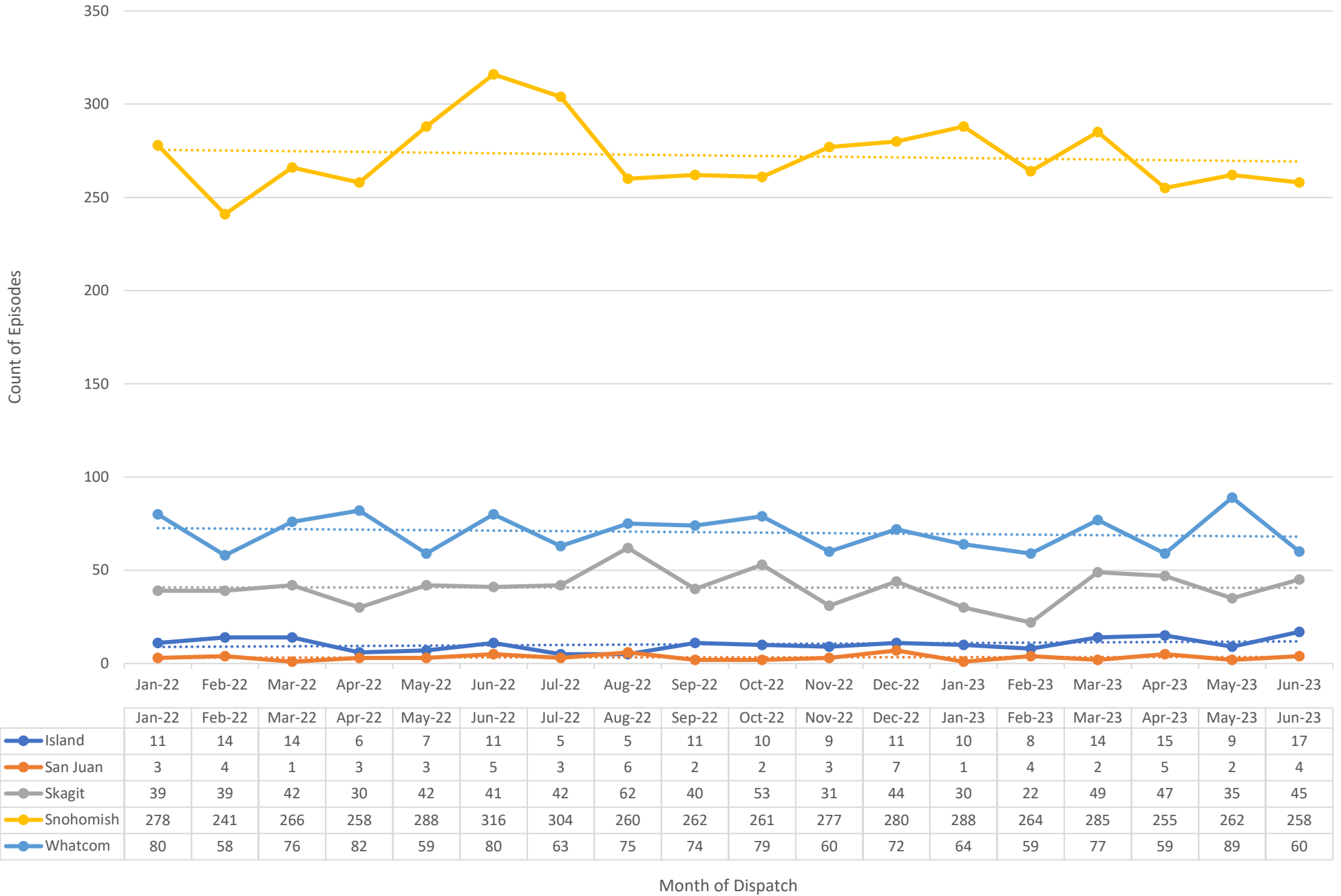
	Jan-22	Feb-22	Mar-22	Apr-22	May-22	Jun-22	Jul-22	Aug-22	Sep-22	Oct-22	Nov-22	Dec-22	Jan-23	Feb-23	Mar-23	Apr-23	May-23	Jun-23
● Crisis Service	320	297	320	293	374	328	376	343	334	350	337	330	379	320	343	327	336	315
● Investigation	241	209	229	222	248	263	263	229	214	224	248	232	254	219	236	218	230	225

Whatcom - Unduplicated People receiving a crisis system service

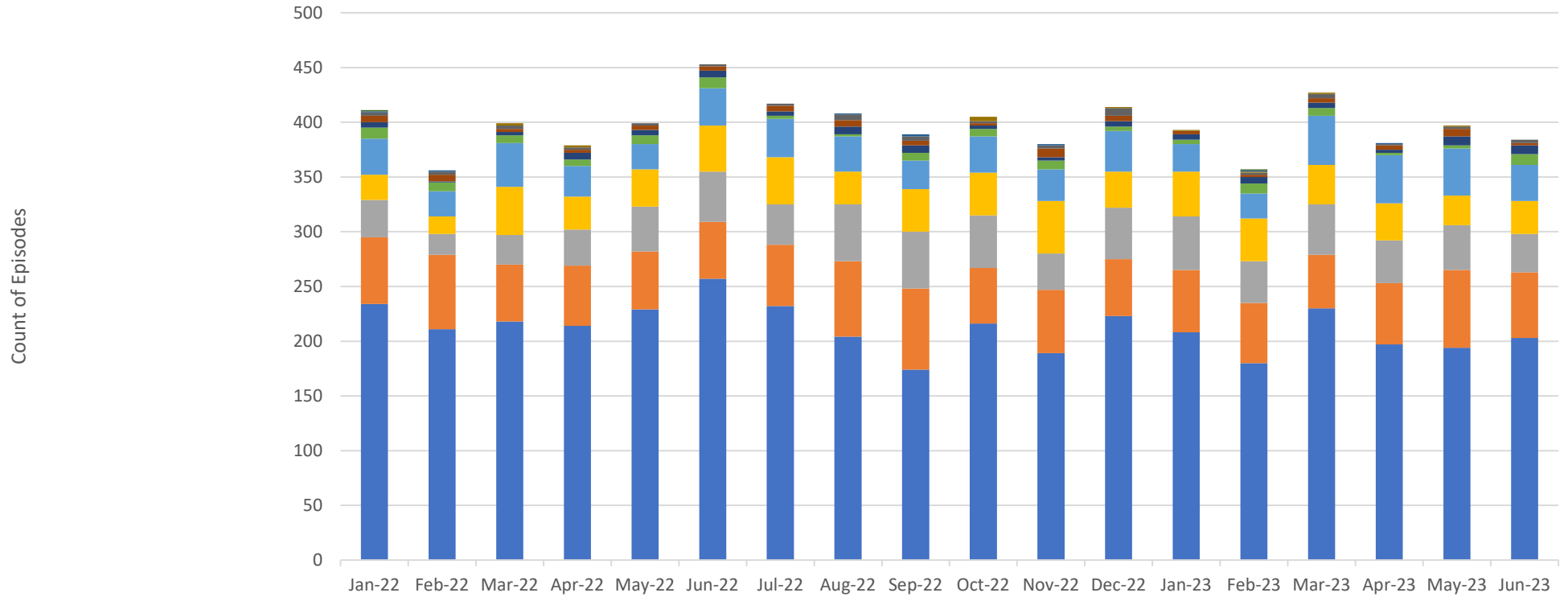


	Jan-22	Feb-22	Mar-22	Apr-22	May-22	Jun-22	Jul-22	Aug-22	Sep-22	Oct-22	Nov-22	Dec-22	Jan-23	Feb-23	Mar-23	Apr-23	May-23	Jun-23
● Crisis Service	166	169	180	184	191	249	222	232	218	233	203	177	221	202	255	183	233	193
● Investigation	60	50	64	62	45	66	53	56	56	67	49	50	50	48	62	42	79	55

Region Designated Crisis Responder (DCR) Investigations



Region DCR Investigation Referral Sources

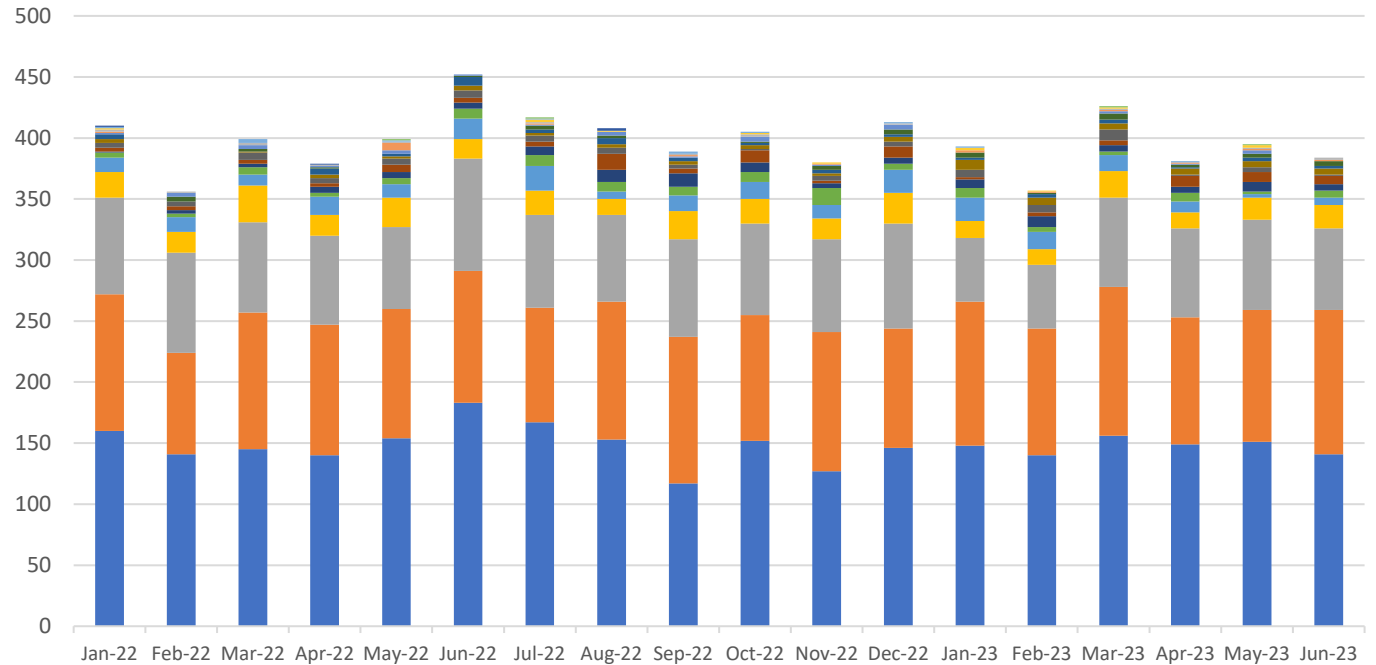


	Jan-22	Feb-22	Mar-22	Apr-22	May-22	Jun-22	Jul-22	Aug-22	Sep-22	Oct-22	Nov-22	Dec-22	Jan-23	Feb-23	Mar-23	Apr-23	May-23	Jun-23
Impact Team Law Enforcement Referral	1	0	0	0	0	0	0	0	0	0	0	0	0	1	0	0	0	0
Referral from MCR to DCR	1	1	0	0	0	0	0	1	2	0	1	0	0	1	0	1	0	0
School	0	0	2	2	0	0	0	0	0	4	0	1	1	1	1	0	1	0
Community	3	3	3	2	2	2	2	5	4	2	3	7	0	2	4	1	2	3
Social Service Provider	6	6	3	3	4	4	5	6	4	2	8	5	3	2	4	4	7	2
Care Facility	5	1	3	6	5	6	4	7	7	3	3	5	5	6	5	3	8	8
Legal Representative	10	8	7	6	8	10	3	2	7	7	8	4	4	9	7	2	3	10
Law Enforcement	33	23	40	28	23	34	35	32	26	33	29	37	25	23	45	44	43	33
Professional	23	16	44	30	34	42	43	30	39	39	48	33	41	39	36	34	27	30
Other	34	19	27	33	41	46	37	52	52	48	33	47	49	38	46	39	41	35
Family	61	68	52	55	53	52	56	69	74	51	58	52	57	55	49	56	71	60
Hospital	234	211	218	214	229	257	232	204	174	216	189	223	208	180	230	197	194	203

Month of Dispatch

Region DCR Investigation Outcomes

Count of Episodes



	Jan-22	Feb-22	Mar-22	Apr-22	May-22	Jun-22	Jul-22	Aug-22	Sep-22	Oct-22	Nov-22	Dec-22	Jan-23	Feb-23	Mar-23	Apr-23	May-23	Jun-23
■ Petition filed for outpatient evaluation	1	0	0	1	0	0	0	2	0	0	0	0	0	0	0	0	0	0
■ No detention – Secure Detox provisional acceptance did not occur within statutory timeframes	0	0	0	0	1	0	1	0	0	0	0	0	0	0	1	0	1	0
■ Referred to chemical dependency intensive outpatient program	1	0	3	0	1	0	1	0	2	1	0	1	1	0	0	1	0	0
■ Referred to chemical dependency inpatient program	1	0	0	0	0	0	2	1	0	1	1	0	2	1	1	0	2	0
■ Referred to sub acute detox	2	1	2	1	1	0	1	0	1	2	0	1	0	0	1	0	1	2
■ Referred to acute detox	1	0	0	0	6	0	1	0	1	0	1	0	2	1	1	1	1	1
■ No detention - E&T provisional acceptance did not occur within statutory timeframes	1	3	3	1	3	1	1	3	1	4	1	4	0	0	2	1	3	0
■ Detention to Secure Detox facility (72 hours as identified under 71.05)	0	4	2	1	0	1	3	2	0	1	3	4	4	1	5	2	3	4
■ No detention - Unresolved medical issues	4	0	0	5	2	7	3	5	3	2	3	2	2	3	3	1	3	2
■ Filed petition - recommending LRA extension.	3	0	1	3	2	4	2	3	3	3	2	4	8	6	5	5	5	5
■ Referred to crisis triage	4	4	6	4	5	6	5	5	3	1	4	4	6	6	9	1	4	1
■ Referred to non-mental health community resources.	3	3	3	3	6	4	4	13	4	10	2	9	2	3	4	9	8	7
■ Non-emergent detention petition filed	1	3	3	5	5	5	7	10	11	8	4	5	7	9	5	5	8	5
■ Returned to inpatient facility/filed revocation petition.	4	3	6	3	5	8	9	8	7	8	14	5	8	4	3	7	2	6
■ Did not require MH or CD services	12	12	9	15	11	17	20	6	13	14	11	19	19	14	13	9	3	6
■ Referred to voluntary inpatient mental health services.	21	17	30	17	24	16	20	13	23	20	17	25	14	13	22	13	18	19
■ Other	79	82	74	73	67	92	76	71	80	75	76	86	52	52	73	73	74	67
■ Referred to voluntary outpatient mental health services.	112	83	112	107	106	108	94	113	120	103	114	98	118	104	122	104	108	118
■ Detention (72 hours as identified under the Involuntary Treatment Act, RCW 71.05).	160	141	145	140	154	183	167	153	117	152	127	146	148	140	156	149	151	141

Month of Dispatch