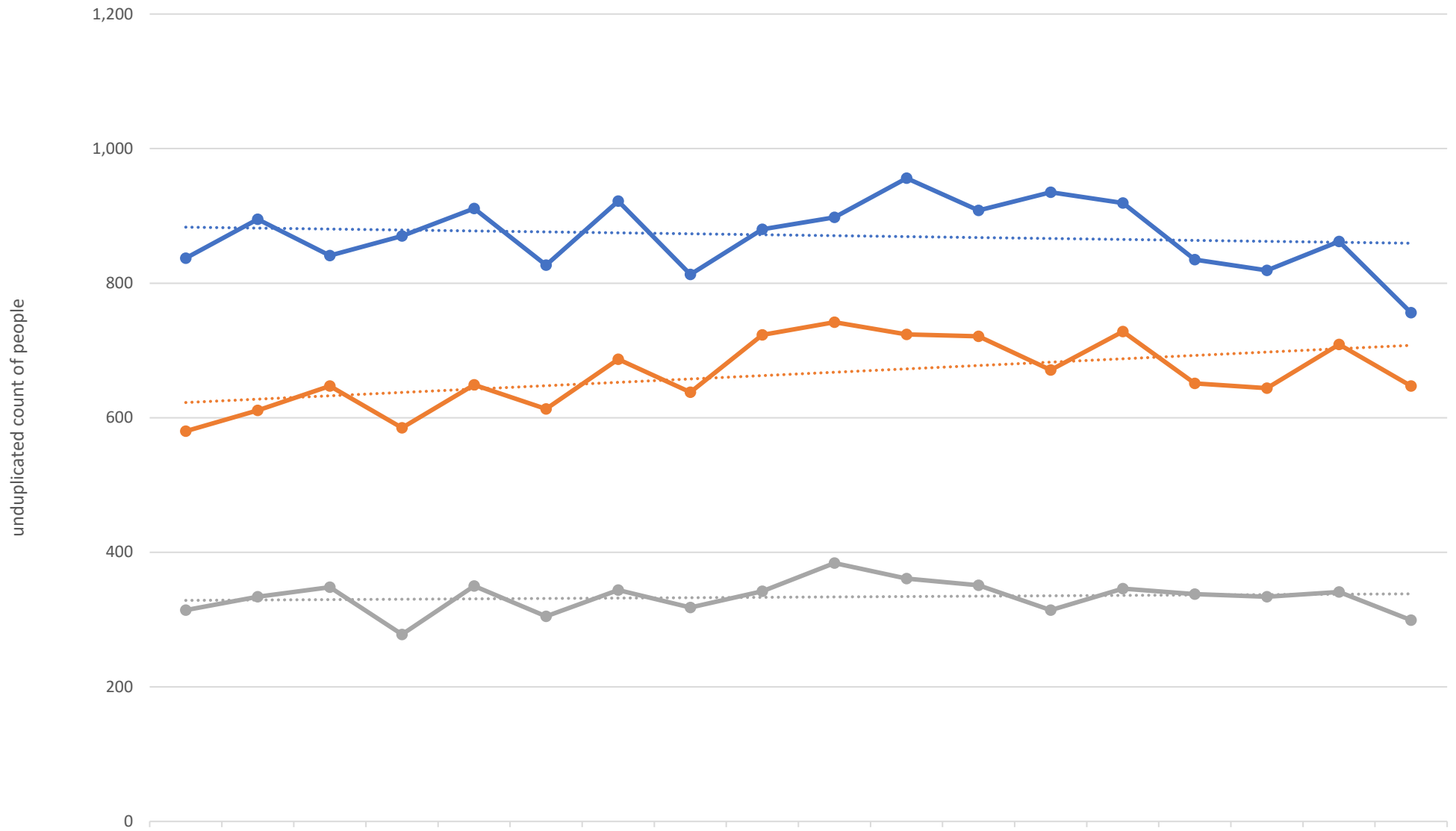




## North Sound Crisis System Dashboard

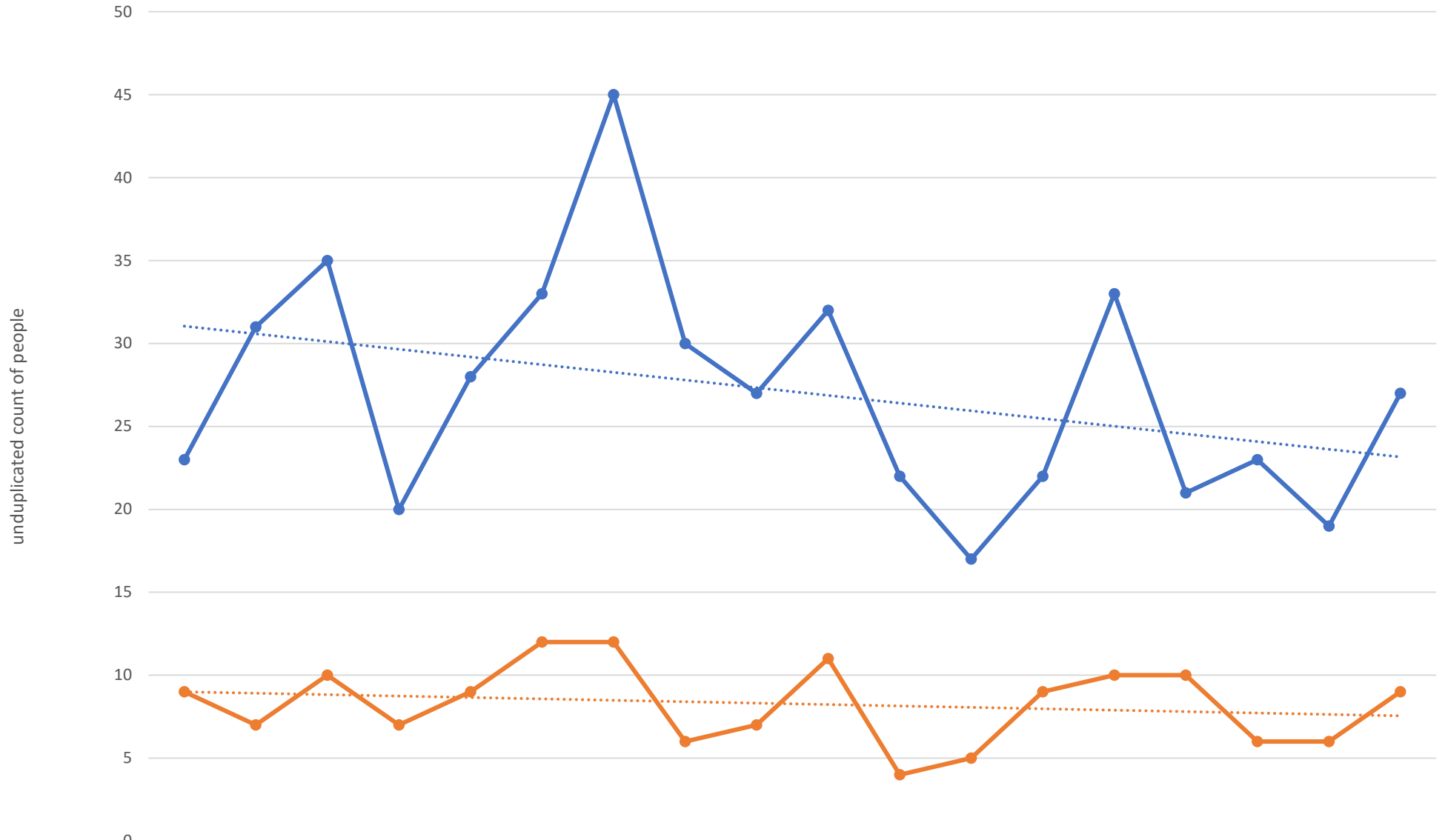
Page 2	Unduplicated People receiving a crisis system service
Page 3	Island - Unduplicated People receiving a crisis system service
Page 4	San Juan - Unduplicated People receiving a crisis system service
Page 5	Skagit - Unduplicated People receiving a crisis system service
Page 6	Snohomish - Unduplicated People receiving a crisis system service
Page 7	Whatcom - Unduplicated People receiving a crisis system service
Page 8	Region Designated Crisis Responder (DCR) Investigations
Page 9	Region DCR Investigation Referral Sources
Page 10	Region DCR Investigation Outcomes

## Unduplicated People receiving a crisis system service



	Sep-21	Oct-21	Nov-21	Dec-21	Jan-22	Feb-22	Mar-22	Apr-22	May-22	Jun-22	Jul-22	Aug-22	Sep-22	Oct-22	Nov-22	Dec-22	Jan-23	Feb-23
● Crisis Call	837	895	841	870	911	827	922	813	880	898	956	908	935	919	835	819	862	756
● Crisis Service	580	611	647	585	649	613	687	638	723	742	724	721	671	728	651	644	709	647
● Investigation	314	334	348	278	350	305	344	318	342	384	361	351	314	346	338	334	341	299

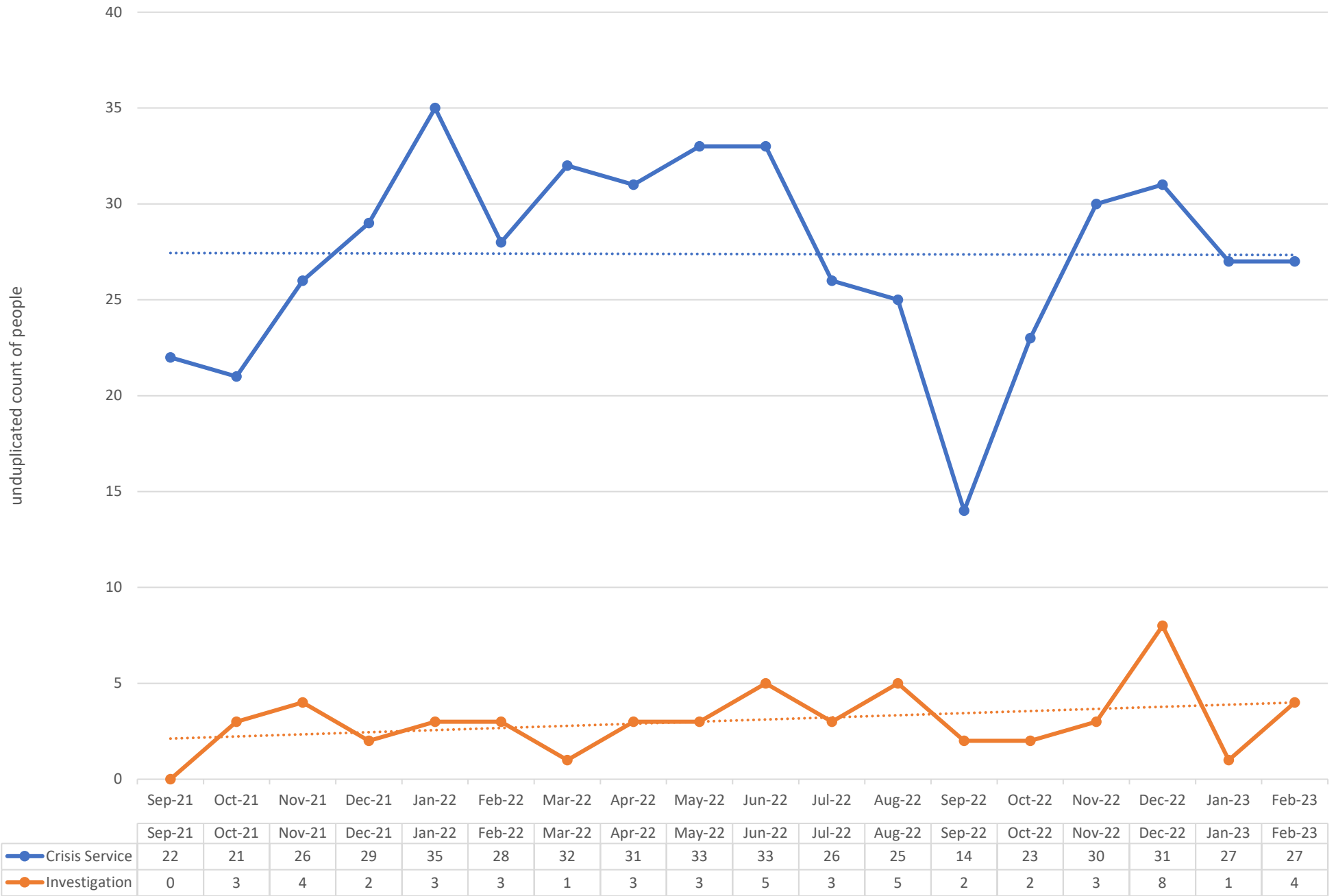
## Island - Unduplicated People receiving a crisis system service



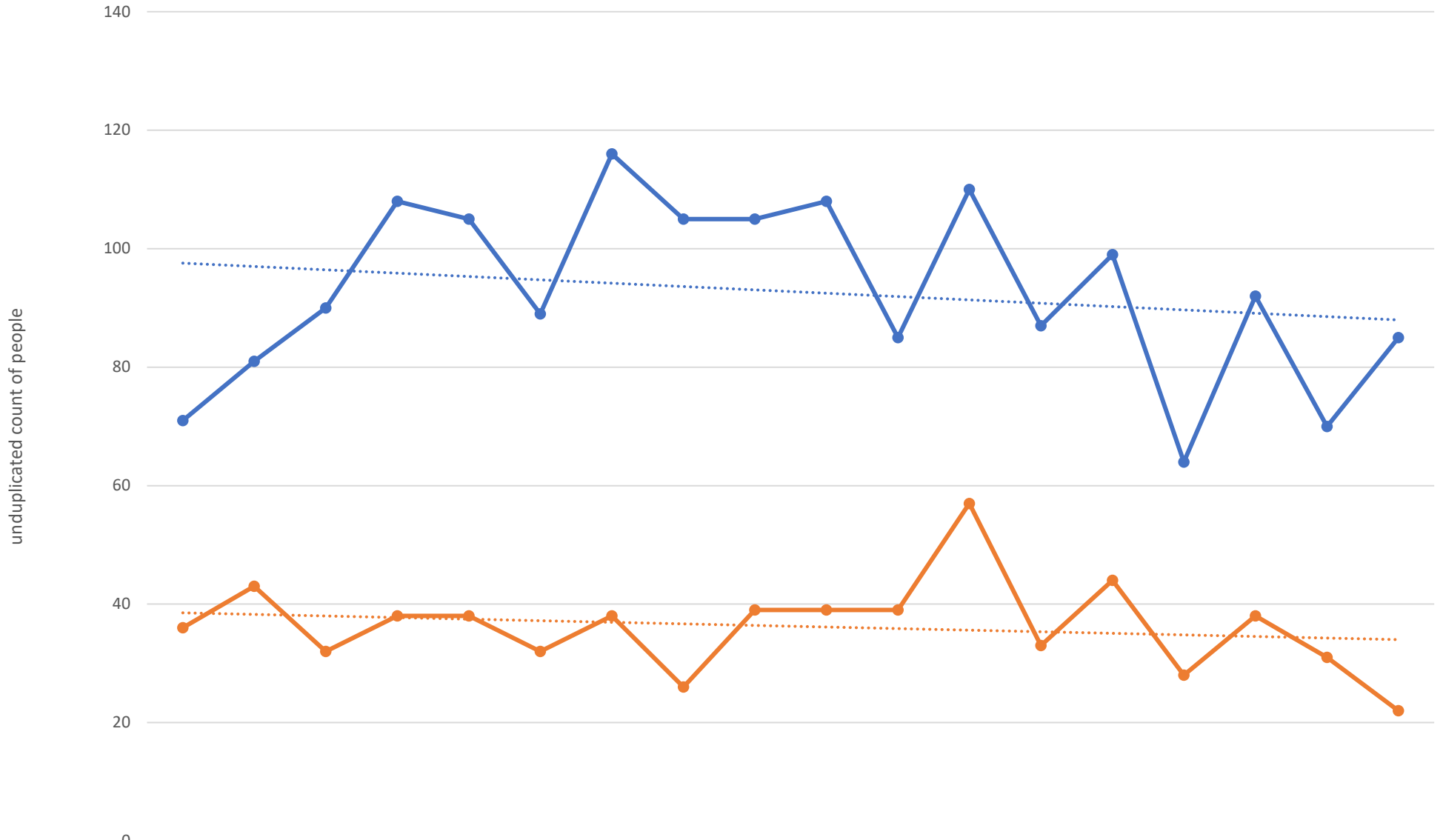
	Sep-21	Oct-21	Nov-21	Dec-21	Jan-22	Feb-22	Mar-22	Apr-22	May-22	Jun-22	Jul-22	Aug-22	Sep-22	Oct-22	Nov-22	Dec-22	Jan-23	Feb-23
--	--------	--------	--------	--------	--------	--------	--------	--------	--------	--------	--------	--------	--------	--------	--------	--------	--------	--------

● Crisis Service	23	31	35	20	28	33	45	30	27	32	22	17	22	33	21	23	19	27
● Investigation	9	7	10	7	9	12	12	6	7	11	4	5	9	10	10	6	6	9

## San Juan - Unduplicated People receiving a crisis system service

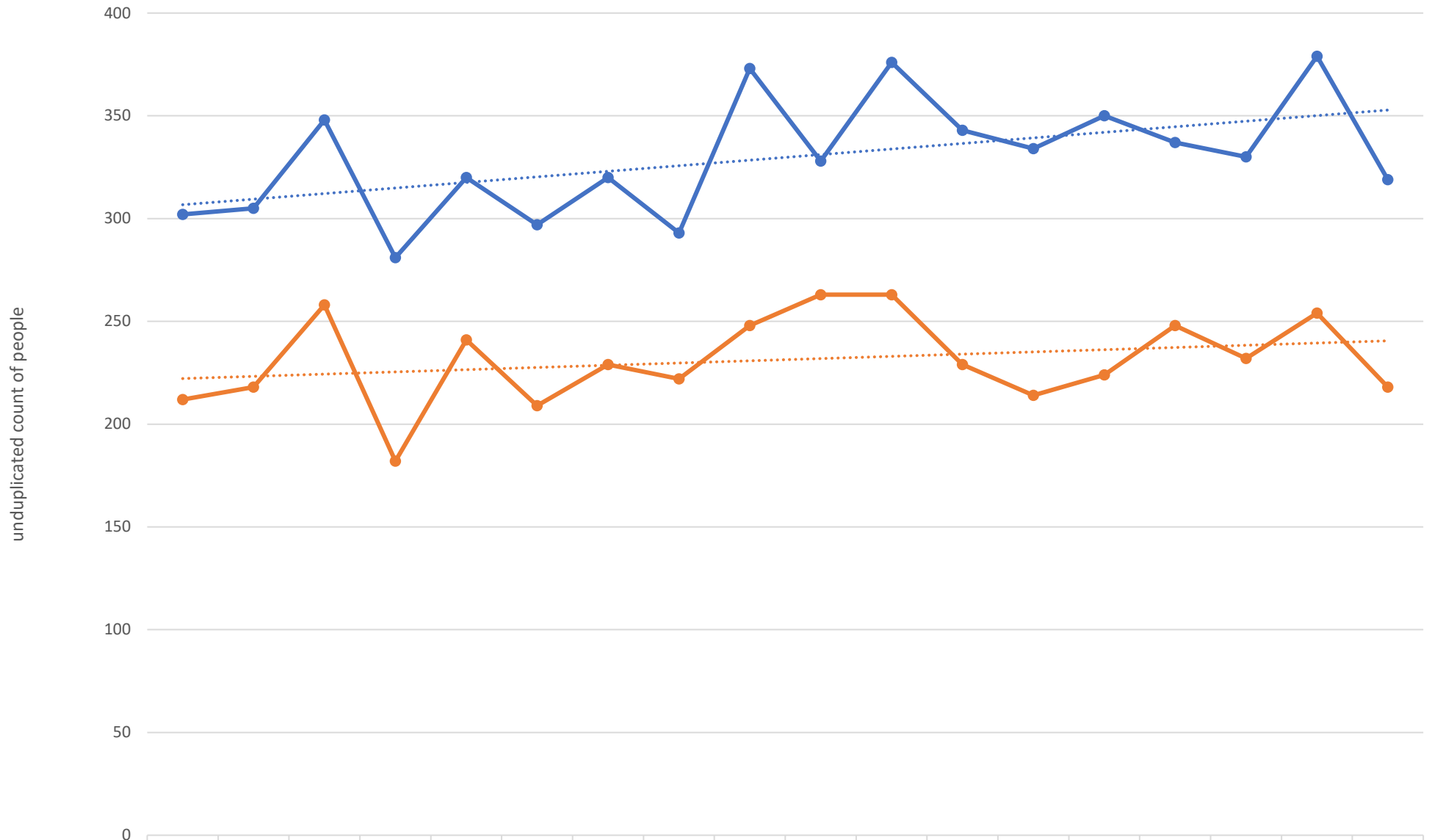


### Skagit - Unduplicated People receiving a crisis system service



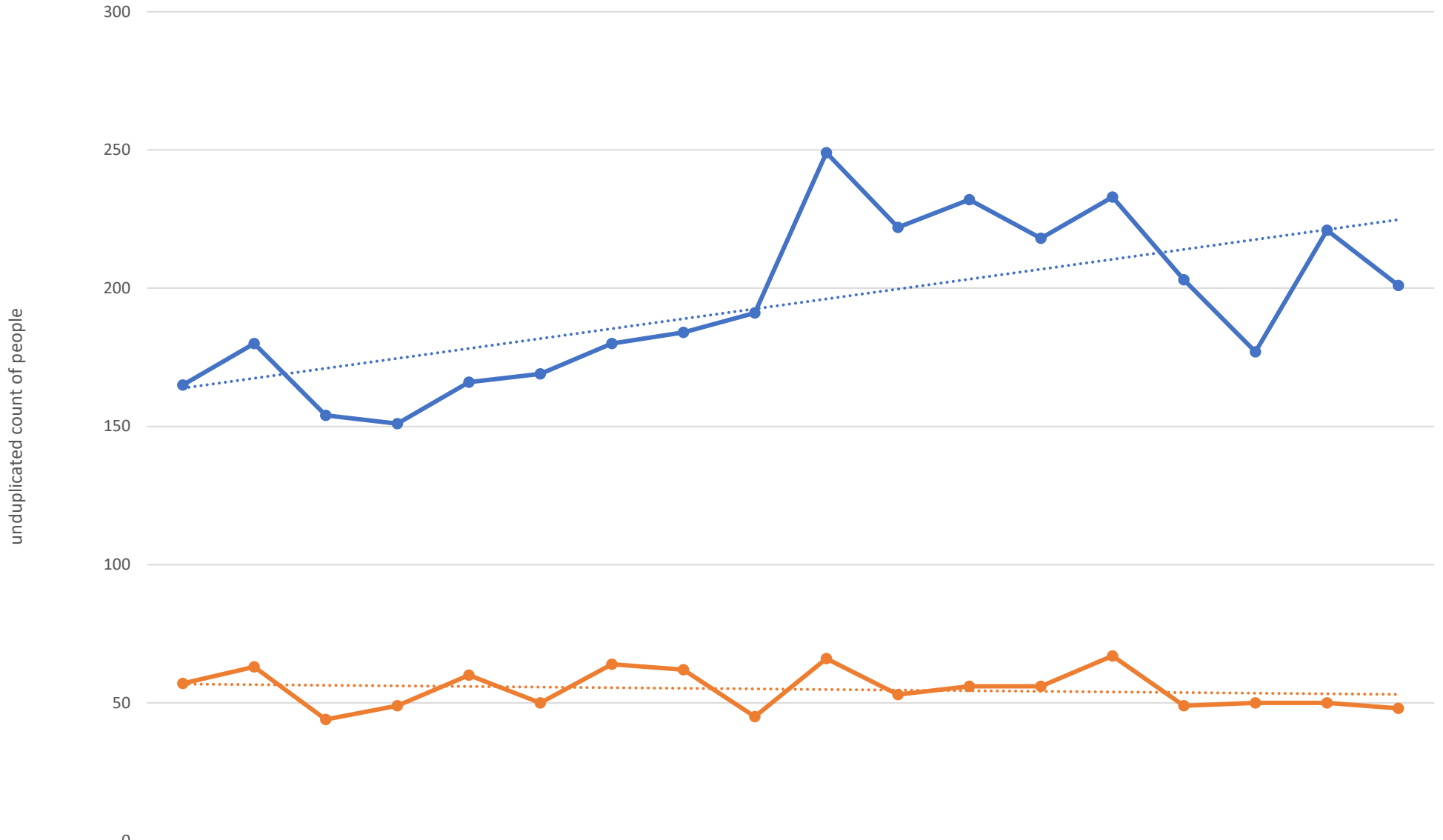
	Sep-21	Oct-21	Nov-21	Dec-21	Jan-22	Feb-22	Mar-22	Apr-22	May-22	Jun-22	Jul-22	Aug-22	Sep-22	Oct-22	Nov-22	Dec-22	Jan-23	Feb-23
● Crisis Service	71	81	90	108	105	89	116	105	105	108	85	110	87	99	64	92	70	85
● Investigation	36	43	32	38	38	32	38	26	39	39	39	57	33	44	28	38	31	22

## Snohomish - Unduplicated People receiving a crisis system service



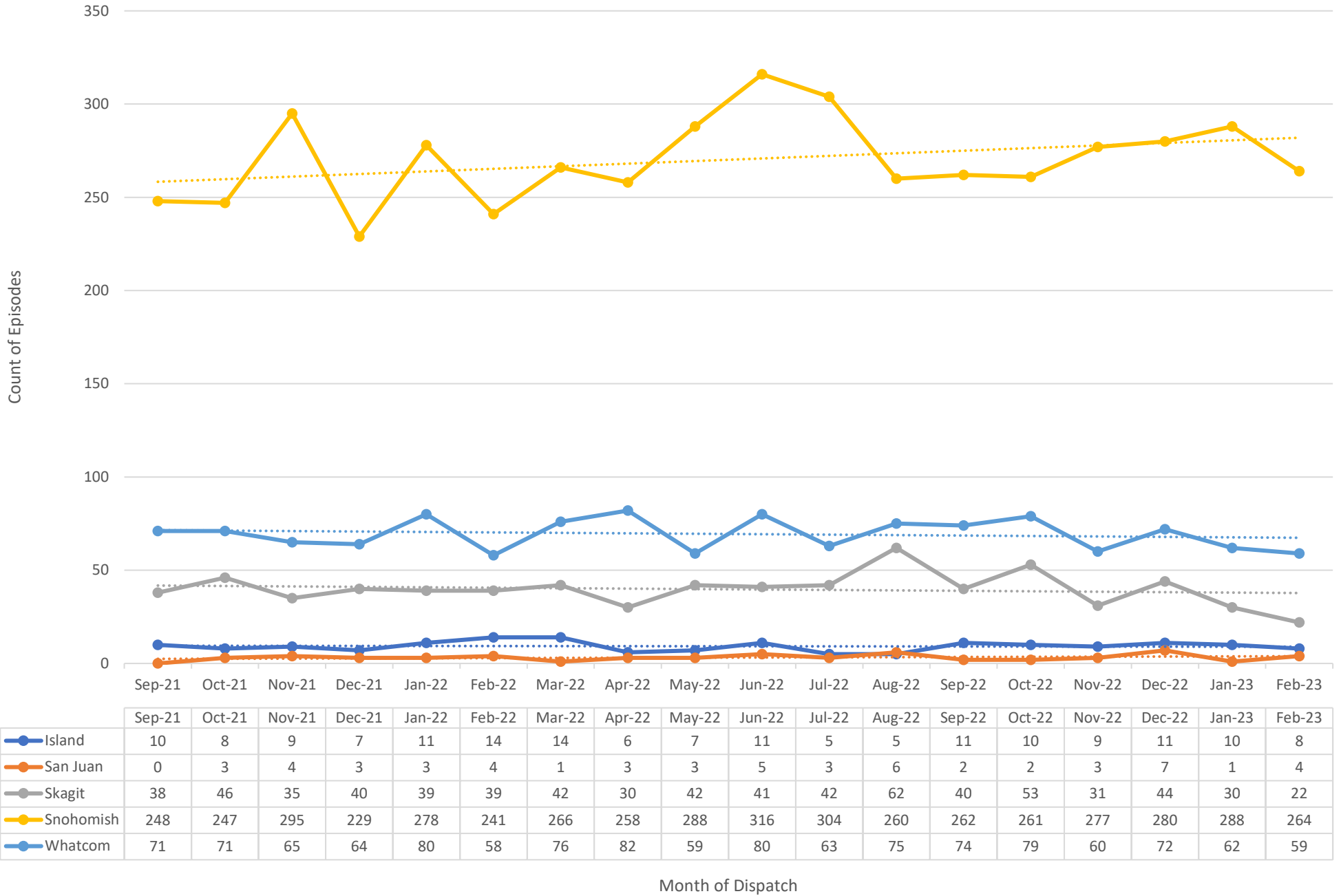
	Sep-21	Oct-21	Nov-21	Dec-21	Jan-22	Feb-22	Mar-22	Apr-22	May-22	Jun-22	Jul-22	Aug-22	Sep-22	Oct-22	Nov-22	Dec-22	Jan-23	Feb-23
● Crisis Service	302	305	348	281	320	297	320	293	373	328	376	343	334	350	337	330	379	319
● Investigation	212	218	258	182	241	209	229	222	248	263	263	229	214	224	248	232	254	218

# Whatcom - Unduplicated People receiving a crisis system service



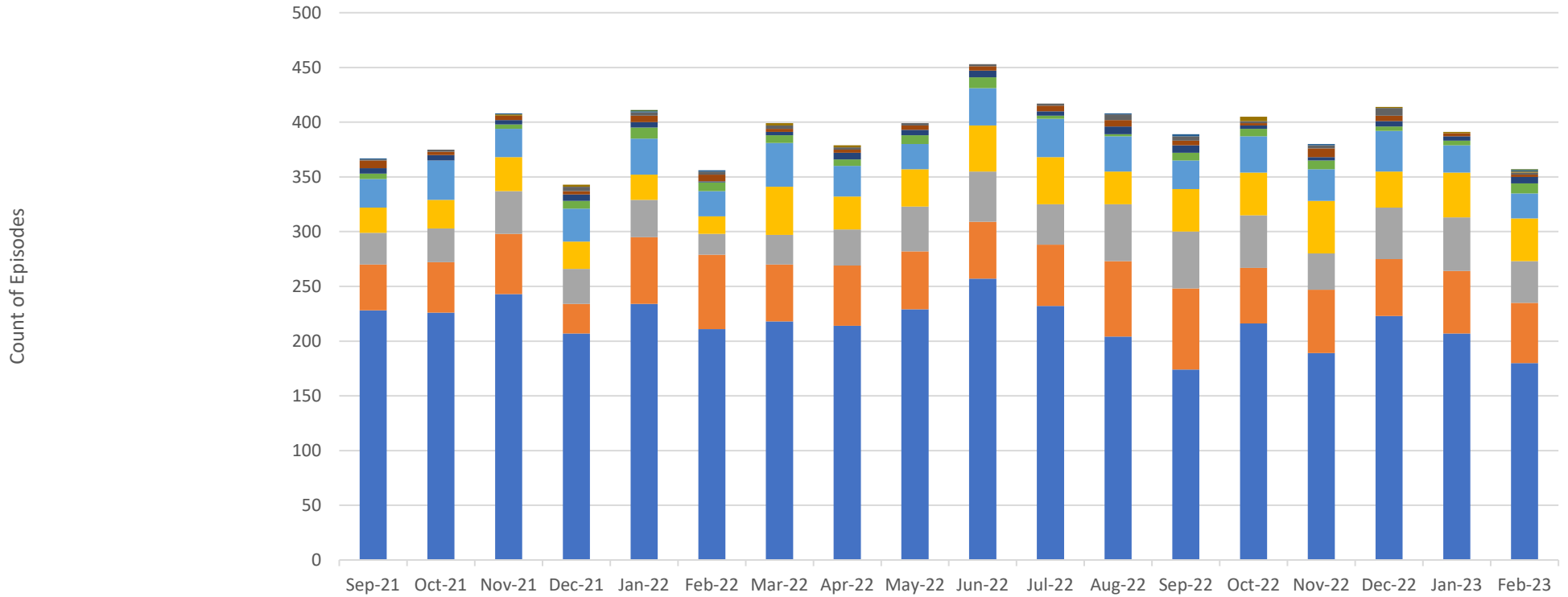
	Sep-21	Oct-21	Nov-21	Dec-21	Jan-22	Feb-22	Mar-22	Apr-22	May-22	Jun-22	Jul-22	Aug-22	Sep-22	Oct-22	Nov-22	Dec-22	Jan-23	Feb-23
● Crisis Service	165	180	154	151	166	169	180	184	191	249	222	232	218	233	203	177	221	201
● Investigation	57	63	44	49	60	50	64	62	45	66	53	56	56	67	49	50	50	48

## Region Designated Crisis Responder (DCR) Investigations





## Region DCR Investigation Referral Sources

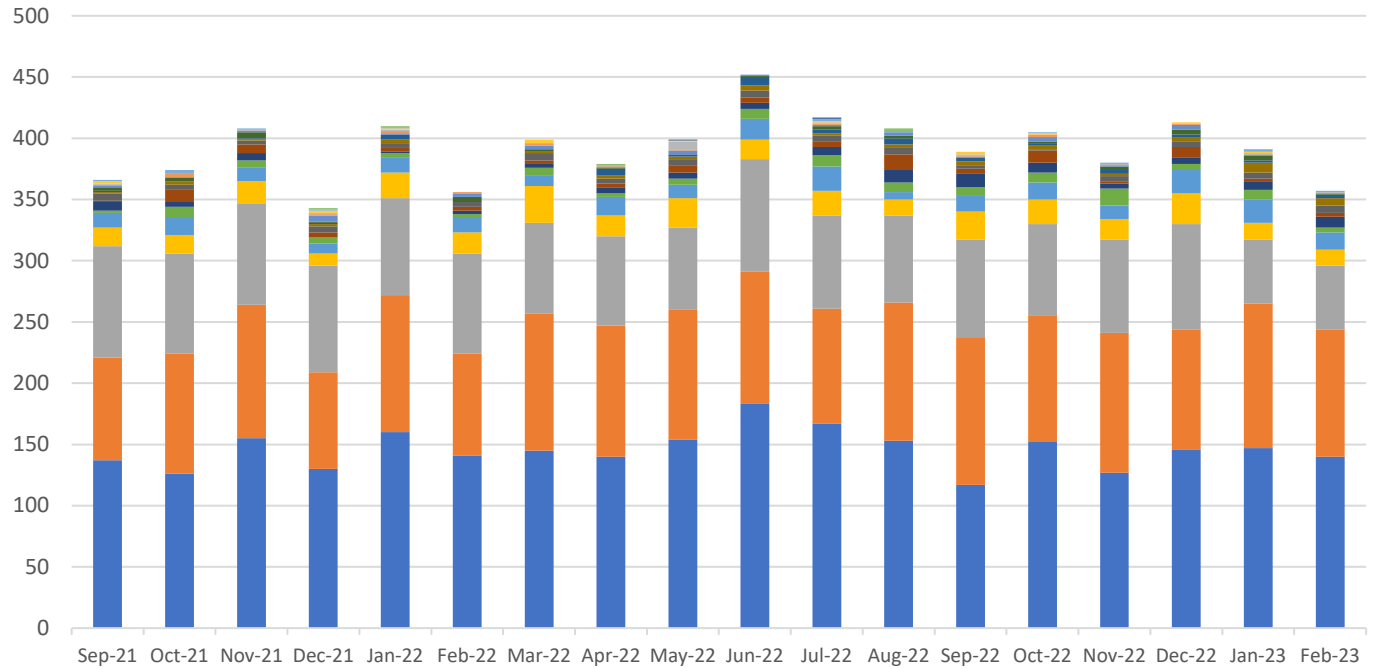


	Sep-21	Oct-21	Nov-21	Dec-21	Jan-22	Feb-22	Mar-22	Apr-22	May-22	Jun-22	Jul-22	Aug-22	Sep-22	Oct-22	Nov-22	Dec-22	Jan-23	Feb-23
Impact Team Law Enforcement Referral	0	0	0	0	1	0	0	0	0	0	0	0	0	0	0	0	0	1
Referral from MCR to DCR	1	0	1	0	1	1	0	0	0	0	0	1	2	0	1	0	0	1
School	0	0	1	2	0	0	2	2	0	0	0	0	0	4	0	1	1	1
Community	1	2	0	4	3	3	3	2	2	2	2	5	4	2	3	7	0	2
Social Service Provider	7	3	4	3	6	6	3	3	4	4	5	6	4	2	8	5	3	2
Care Facility	5	5	4	6	5	1	3	6	5	6	4	7	7	3	3	5	4	6
Legal Representative	5	0	4	7	10	8	7	6	8	10	3	2	7	7	8	4	4	9
Law Enforcement	26	36	26	30	33	23	40	28	23	34	35	32	26	33	29	37	25	23
Professional	23	26	31	25	23	16	44	30	34	42	43	30	39	39	48	33	41	39
Other	29	31	39	32	34	19	27	33	41	46	37	52	52	48	33	47	49	38
Family	42	46	55	27	61	68	52	55	53	52	56	69	74	51	58	52	57	55
Hospital	228	226	243	207	234	211	218	214	229	257	232	204	174	216	189	223	207	180

Month of Dispatch

## Region DCR Investigation Outcomes

Count of Episodes



	Sep-21	Oct-21	Nov-21	Dec-21	Jan-22	Feb-22	Mar-22	Apr-22	May-22	Jun-22	Jul-22	Aug-22	Sep-22	Oct-22	Nov-22	Dec-22	Jan-23	Feb-23
■ No detention – Secure Detox provisional acceptance did not occur within statutory timeframes	0	0	0	0	0	0	0	0	1	0	1	0	0	0	0	0	0	0
■ Petition filed for outpatient evaluation	0	0	0	1	1	0	0	1	0	0	0	2	0	0	0	0	0	0
■ Referred to chemical dependency inpatient program	1	3	1	1	1	0	0	0	0	0	2	1	0	1	1	0	2	1
■ Referred to chemical dependency intensive outpatient program	2	0	0	2	1	0	3	0	1	0	1	0	2	1	0	1	1	0
■ Referred to acute detox	1	0	1	1	1	0	0	0	6	0	1	0	1	0	1	0	2	1
■ Referred to sub acute detox	1	3	0	1	2	1	2	1	1	0	1	0	1	2	0	1	0	0
■ No detention - E&T provisional acceptance did not occur within statutory timeframes	1	0	1	5	1	3	3	1	3	1	1	3	1	4	1	4	0	0
■ Detention to Secure Detox facility (72 hours as identified under 71.05)	3	3	5	1	0	4	2	1	0	1	3	2	0	1	3	4	4	1
■ No detention - Unresolved medical issues	1	0	1	1	4	0	0	5	2	7	3	5	3	2	3	2	2	3
■ Filed petition - recommending LRA extension.	1	3	1	2	3	0	1	3	2	4	2	3	3	3	2	4	8	6
■ Referred to crisis triage	6	4	3	5	4	4	6	4	5	6	5	5	3	1	4	4	5	6
■ Referred to non-mental health community resources.	1	10	7	4	3	3	3	3	6	4	4	13	4	10	2	9	2	3
■ Non-emergent detention petition filed	7	4	6	0	1	3	3	5	5	5	7	10	11	8	4	5	7	9
■ Returned to inpatient facility/filed revocation petition.	2	9	6	5	4	3	6	3	5	8	9	8	7	8	14	5	8	4
■ Did not require MH or CD services	12	14	11	8	12	12	9	15	11	17	20	6	13	14	11	19	19	14
■ Referred to voluntary inpatient mental health services.	15	15	18	10	21	17	30	17	24	16	20	13	23	20	17	25	14	13
■ Other	91	82	83	87	79	82	74	73	67	92	76	71	80	75	76	86	52	52
■ Referred to voluntary outpatient mental health services.	84	98	109	79	112	83	112	107	106	108	94	113	120	103	114	98	118	104
■ Detention (72 hours as identified under the Involuntary Treatment Act, RCW 71.05).	137	126	155	130	160	141	145	140	154	183	167	153	117	152	127	146	147	140

Month of Dispatch