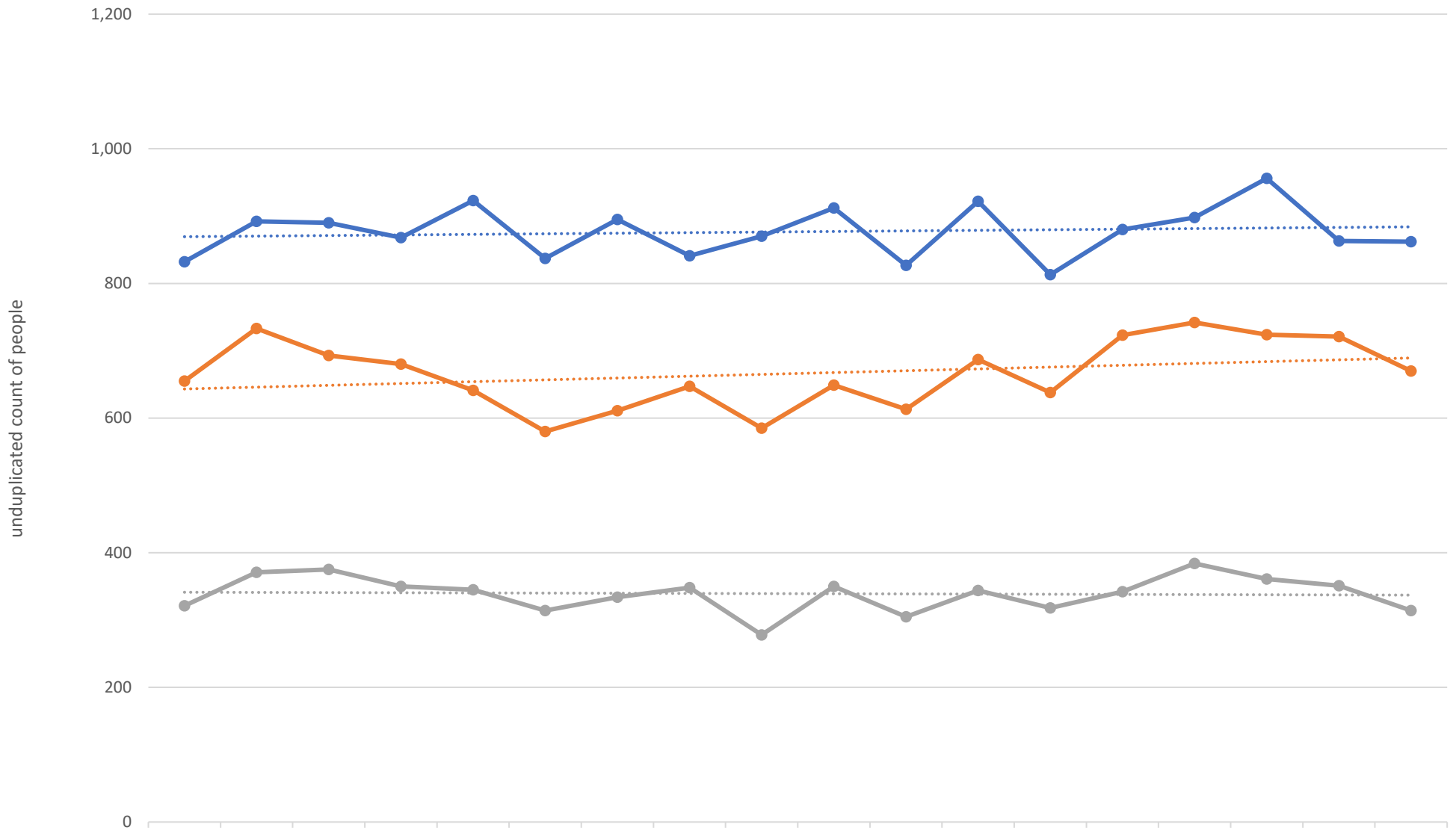




North Sound Crisis System Dashboard

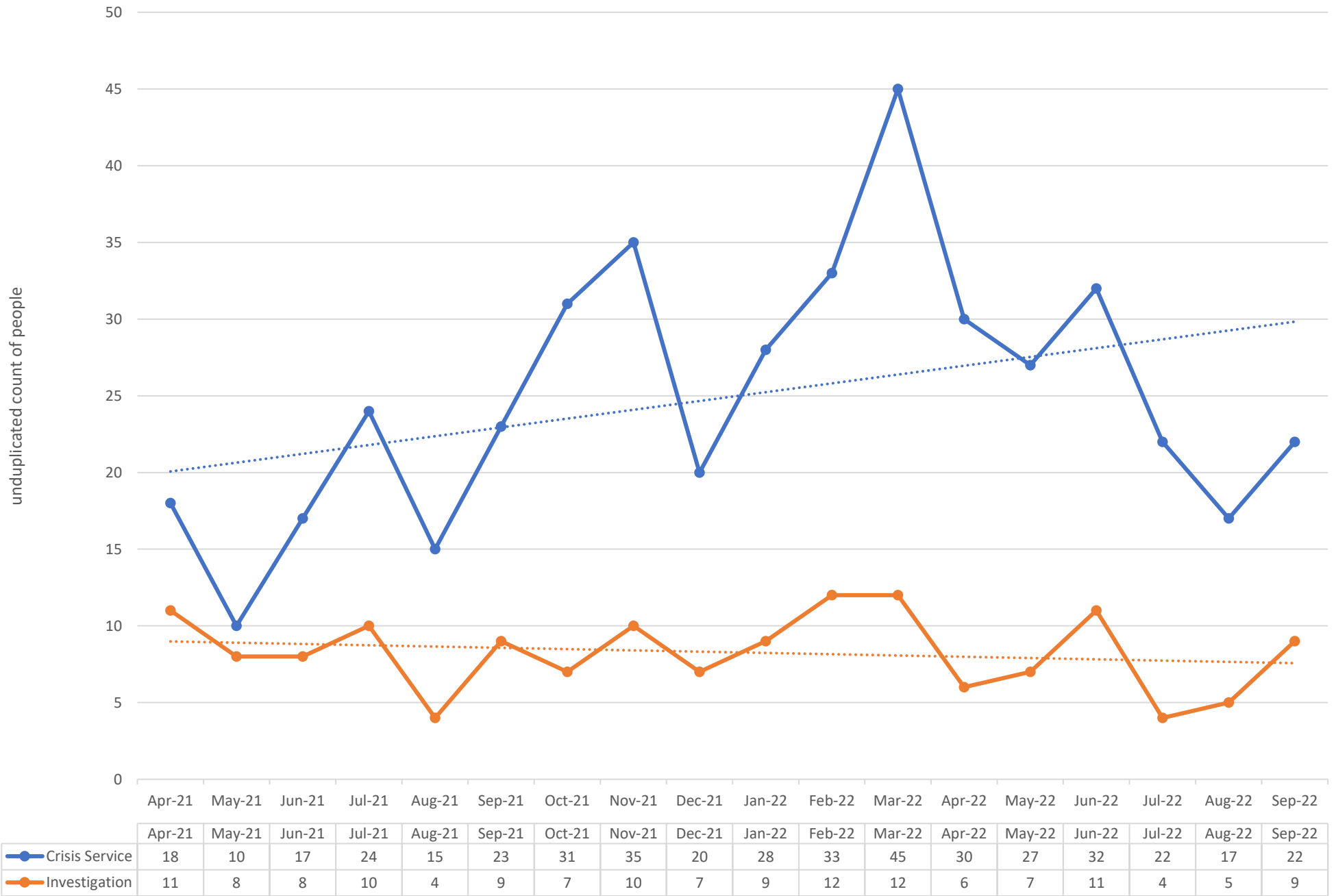
Page 2	Unduplicated People receiving a crisis system service
Page 3	Island - Unduplicated People receiving a crisis system service
Page 4	San Juan - Unduplicated People receiving a crisis system service
Page 5	Skagit - Unduplicated People receiving a crisis system service
Page 6	Snohomish - Unduplicated People receiving a crisis system service
Page 7	Whatcom - Unduplicated People receiving a crisis system service
Page 8	Region Designated Crisis Responder (DCR) Investigations
Page 9	Region DCR Investigation Referral Sources
Page 10	Region DCR Investigation Outcomes

Unduplicated People receiving a crisis system service

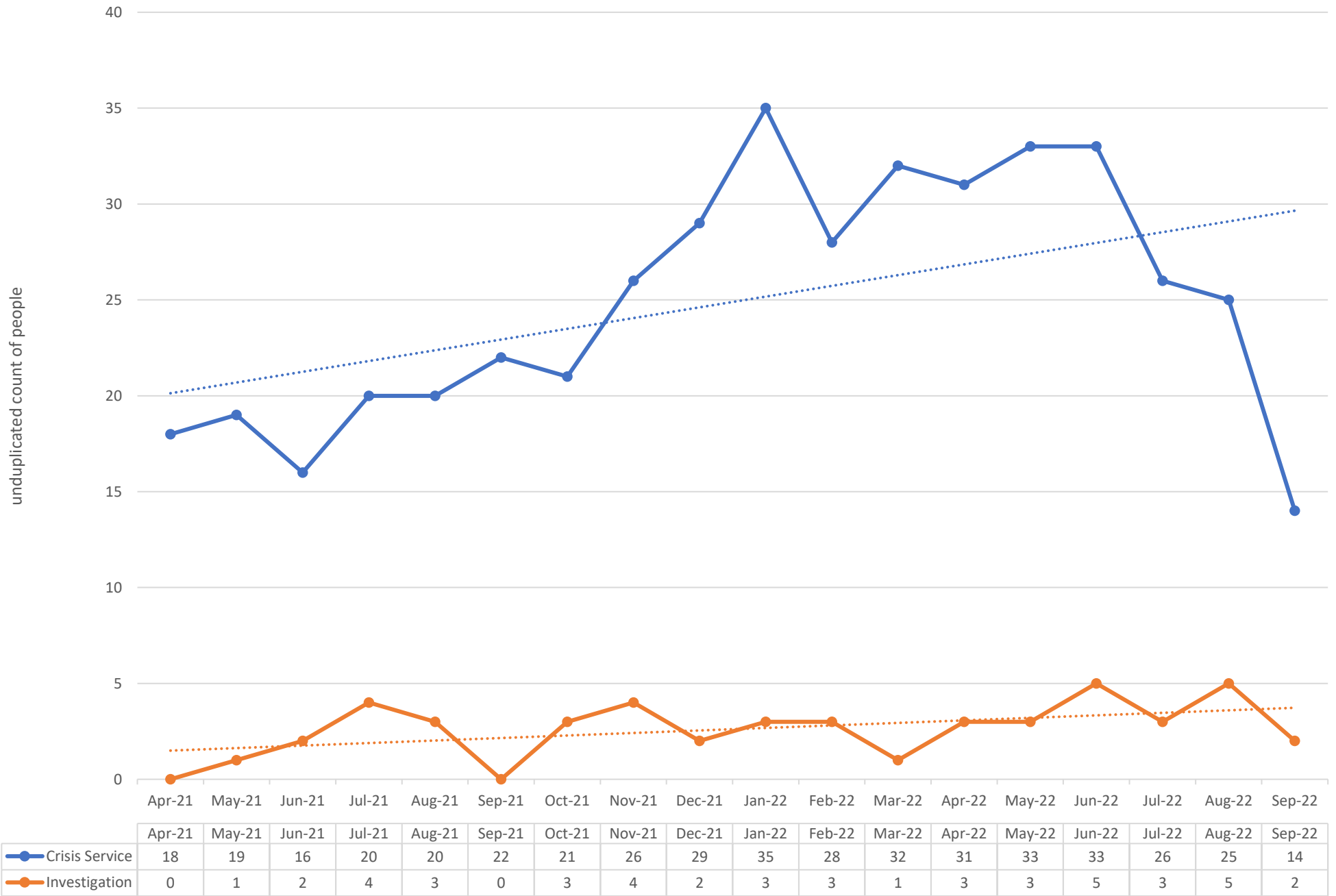


	Apr-21	May-21	Jun-21	Jul-21	Aug-21	Sep-21	Oct-21	Nov-21	Dec-21	Jan-22	Feb-22	Mar-22	Apr-22	May-22	Jun-22	Jul-22	Aug-22	Sep-22
● Crisis Call	832	892	890	868	923	837	895	841	870	912	827	922	813	880	898	956	863	862
● Crisis Service	655	733	693	680	641	580	611	647	585	649	613	687	638	723	742	724	721	670
● Investigation	321	371	375	350	345	314	334	348	278	350	305	344	318	342	384	361	351	314

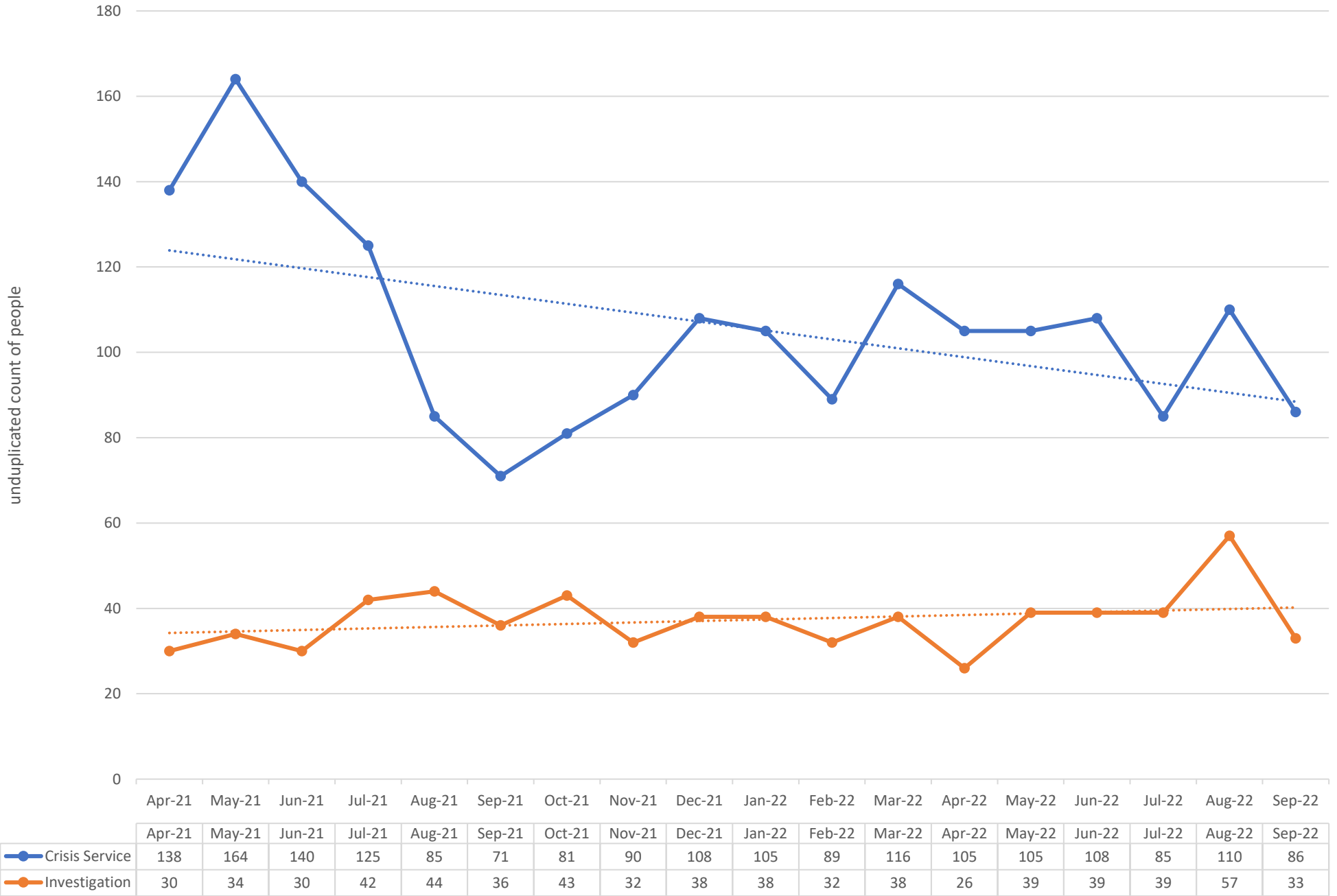
Island - Unduplicated People receiving a crisis system service



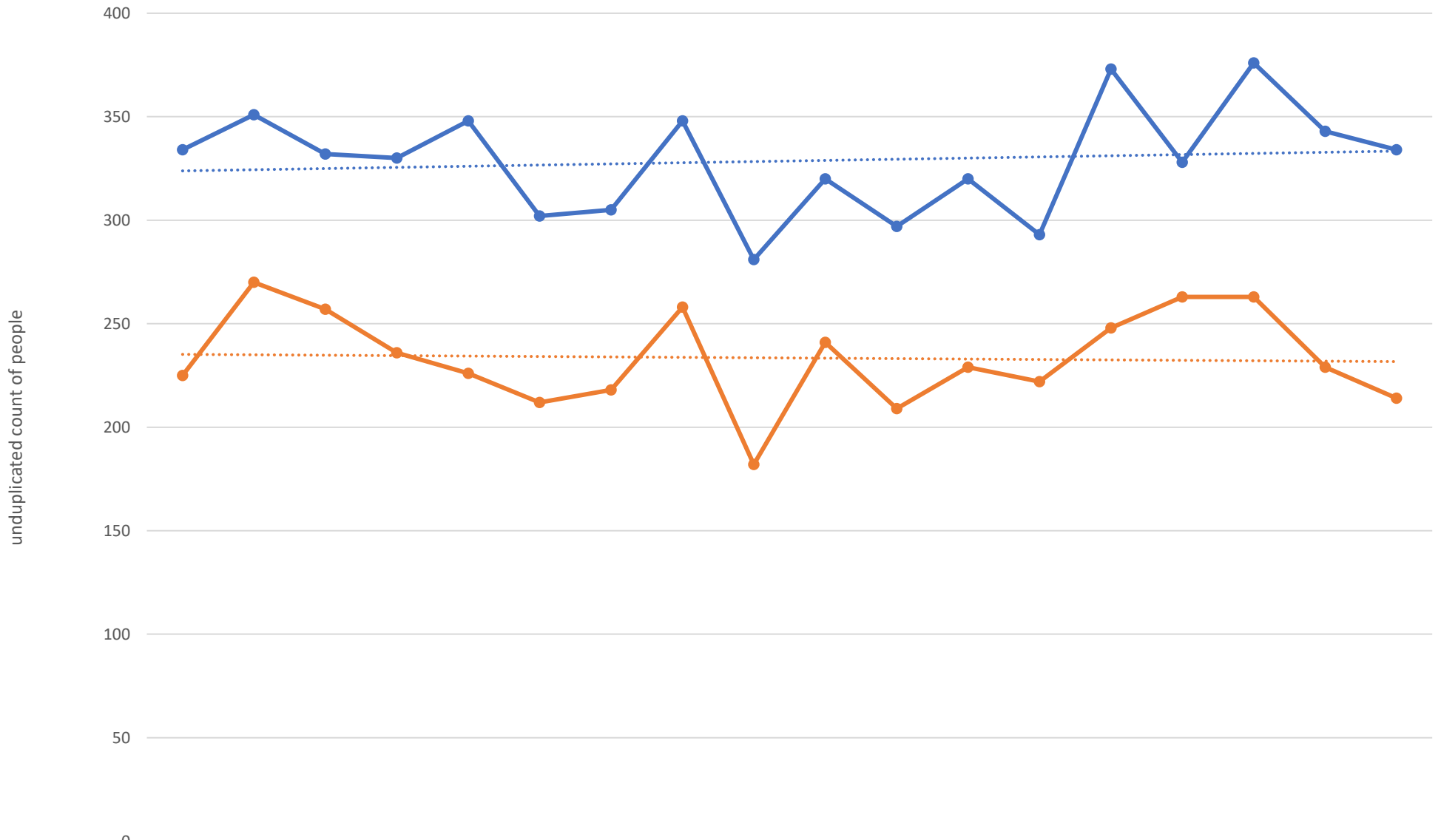
San Juan - Unduplicated People receiving a crisis system service



Skagit - Unduplicated People receiving a crisis system service

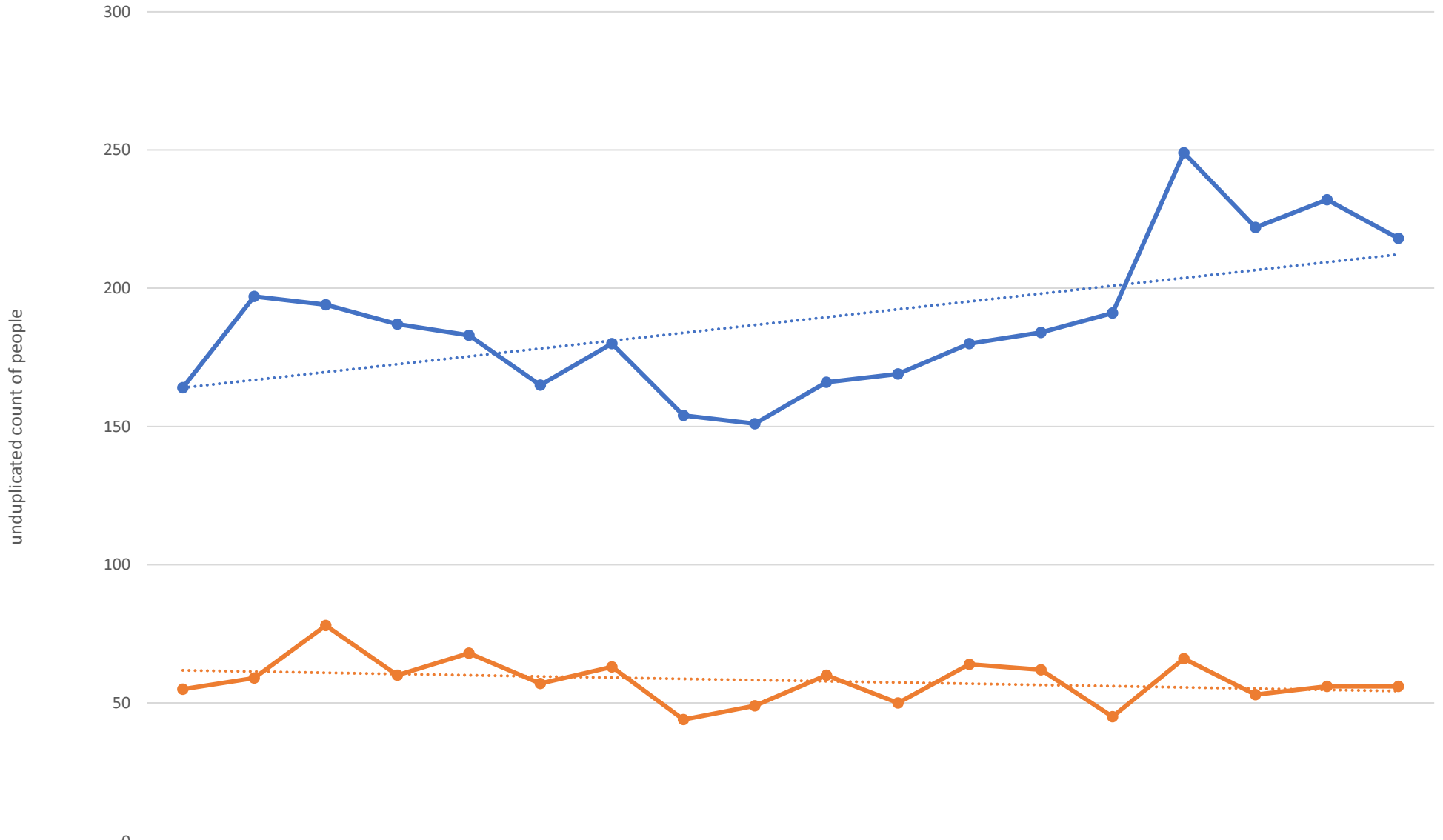


Snohomish - Unduplicated People receiving a crisis system service



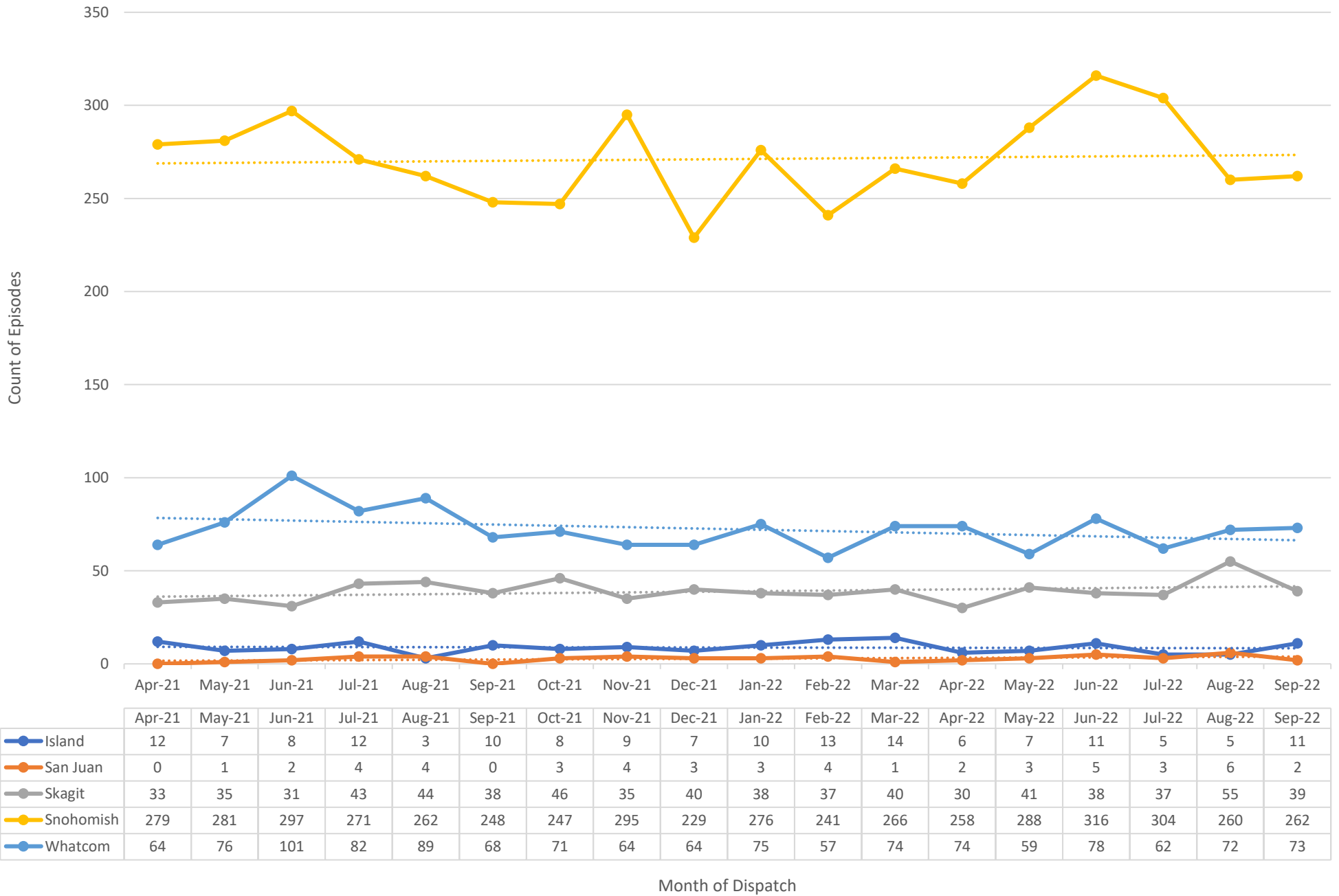
	Apr-21	May-21	Jun-21	Jul-21	Aug-21	Sep-21	Oct-21	Nov-21	Dec-21	Jan-22	Feb-22	Mar-22	Apr-22	May-22	Jun-22	Jul-22	Aug-22	Sep-22
● Crisis Service	334	351	332	330	348	302	305	348	281	320	297	320	293	373	328	376	343	334
● Investigation	225	270	257	236	226	212	218	258	182	241	209	229	222	248	263	263	229	214

Whatcom - Unduplicated People receiving a crisis system service

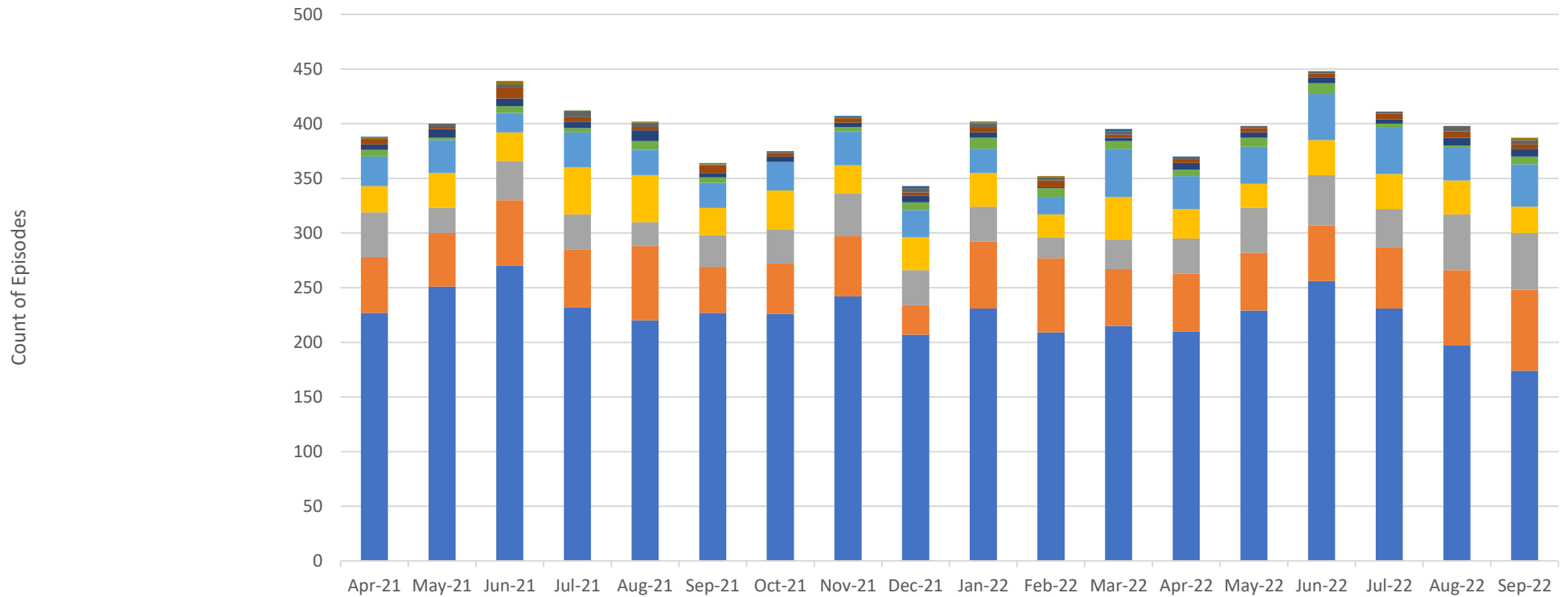


	Apr-21	May-21	Jun-21	Jul-21	Aug-21	Sep-21	Oct-21	Nov-21	Dec-21	Jan-22	Feb-22	Mar-22	Apr-22	May-22	Jun-22	Jul-22	Aug-22	Sep-22
● Crisis Service	164	197	194	187	183	165	180	154	151	166	169	180	184	191	249	222	232	218
● Investigation	55	59	78	60	68	57	63	44	49	60	50	64	62	45	66	53	56	56

Region Designated Crisis Responder (DCR) Investigations



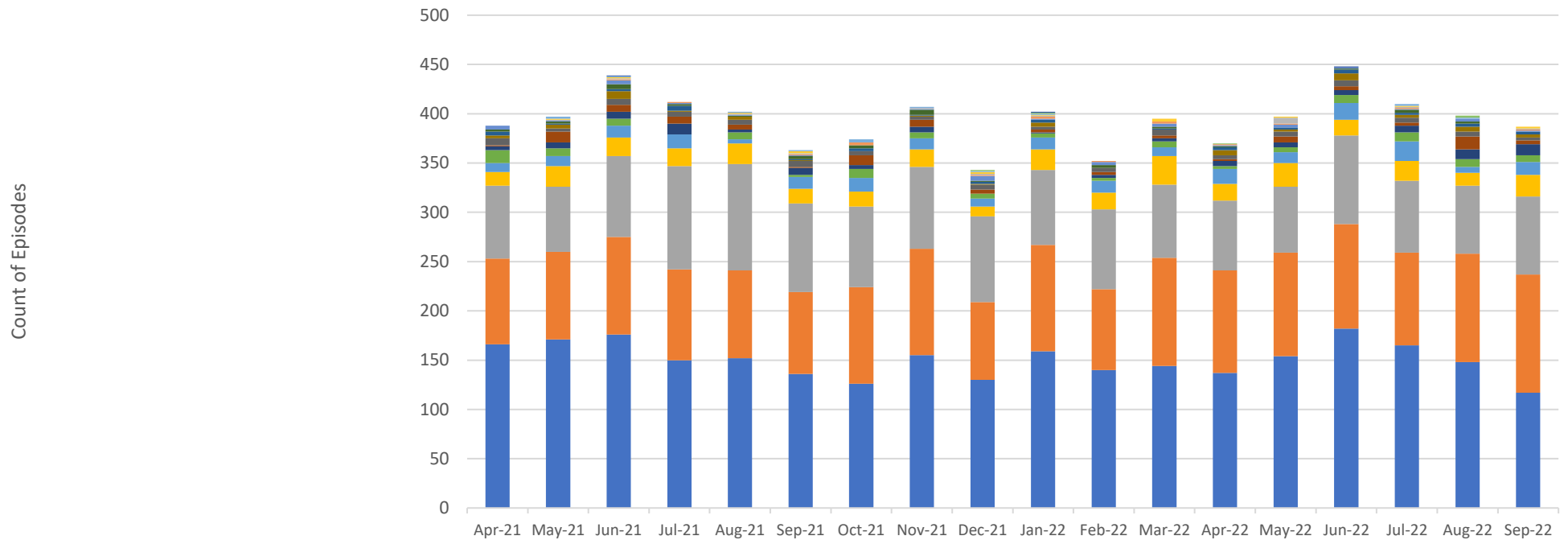
Region DCR Investigation Referral Sources



	Apr-21	May-21	Jun-21	Jul-21	Aug-21	Sep-21	Oct-21	Nov-21	Dec-21	Jan-22	Feb-22	Mar-22	Apr-22	May-22	Jun-22	Jul-22	Aug-22	Sep-22
Impact Team Law Enforcement Referral	0	0	0	1	0	0	0	0	0	1	0	0	0	0	0	0	0	0
School	1	0	0	0	0	0	0	1	2	0	0	2	1	0	0	0	0	0
Referral from MCR to DCR	1	0	3	0	1	1	0	1	0	1	1	0	0	0	0	0	0	2
Community	0	3	3	5	4	1	2	0	4	3	3	3	2	2	2	2	5	4
Social Service Provider	5	2	10	4	3	7	3	4	3	5	6	3	3	4	4	5	6	4
Care Facility	5	8	7	6	10	4	5	4	6	5	1	3	6	5	5	4	7	7
Legal Representative	6	2	6	4	8	5	0	4	7	10	8	7	6	8	10	3	2	7
Professional	27	30	18	32	23	23	26	31	25	22	16	44	30	34	42	43	30	39
Law Enforcement	24	32	26	43	43	25	36	26	30	31	21	39	27	22	32	32	31	24
Other	41	23	36	32	22	29	31	39	32	32	19	27	32	41	46	35	51	52
Family	51	49	60	53	68	42	46	55	27	61	68	52	53	53	51	56	69	74
Hospital	227	251	270	232	220	227	226	242	207	231	209	215	210	229	256	231	197	174

Month of Dispatch

Region DCR Investigation Outcomes



	Apr-21	May-21	Jun-21	Jul-21	Aug-21	Sep-21	Oct-21	Nov-21	Dec-21	Jan-22	Feb-22	Mar-22	Apr-22	May-22	Jun-22	Jul-22	Aug-22	Sep-22
■ Referred to sobering unit	0	0	1	0	0	0	0	0	0	1	0	0	0	0	1	0	0	0
■ Petition filed for outpatient evaluation	0	0	0	0	0	0	0	0	1	1	0	0	1	0	0	0	2	0
■ Referred to chemical dependency inpatient program	0	2	1	0	1	1	3	1	1	1	0	0	0	0	0	2	1	0
■ Referred to chemical dependency intensive outpatient program	0	1	1	0	1	2	0	0	2	1	0	3	0	1	0	1	0	2
■ Referred to acute detox	0	1	1	0	1	1	0	1	1	1	0	0	0	6	0	1	0	1
■ Referred to sub acute detox	0	0	1	1	0	1	3	0	1	2	1	2	1	1	0	1	0	1
■ No detention - E&T provisional acceptance did not occur within statutory timeframes	4	1	4	1	1	1	0	1	5	1	3	3	1	3	1	1	3	1
■ Detention to Secure Detox facility (72 hours as identified under 71.05)	2	2	5	2	1	3	3	5	1	0	3	2	1	0	1	3	2	0
■ Filed petition - recommending LRA extension.	4	1	2	5	0	1	3	1	2	3	0	1	3	2	4	2	3	3
■ No detention - Unresolved medical issues	3	4	8	1	3	1	0	1	1	4	0	0	5	2	7	3	5	3
■ Referred to crisis triage	7	3	6	5	5	6	4	3	5	3	4	6	4	5	6	5	5	3
■ Referred to non-mental health community resources.	1	11	7	7	5	1	10	7	4	3	3	3	2	6	4	3	13	4
■ Non-emergent detention petition filed	4	6	7	11	3	7	4	6	0	1	3	3	5	5	5	7	10	11
■ Returned to inpatient facility/filed revocation petition.	13	8	7	0	7	2	9	6	5	4	3	6	3	5	8	9	8	7
■ Did not require MH or CD services	9	10	12	14	4	12	14	11	8	12	12	9	15	11	17	20	6	13
■ Referred to voluntary inpatient mental health services.	14	21	19	18	21	15	15	18	10	21	17	29	17	24	16	20	13	22
■ Other	74	66	82	105	108	90	82	83	87	76	81	74	71	67	90	73	69	79
■ Referred to voluntary outpatient mental health services.	87	89	99	92	89	83	98	108	79	108	82	110	104	105	106	94	110	120
■ Detention (72 hours as identified under the Involuntary Treatment Act, RCW 71.05).	166	171	176	150	152	136	126	155	130	159	140	144	137	154	182	165	148	117

Month of Dispatch