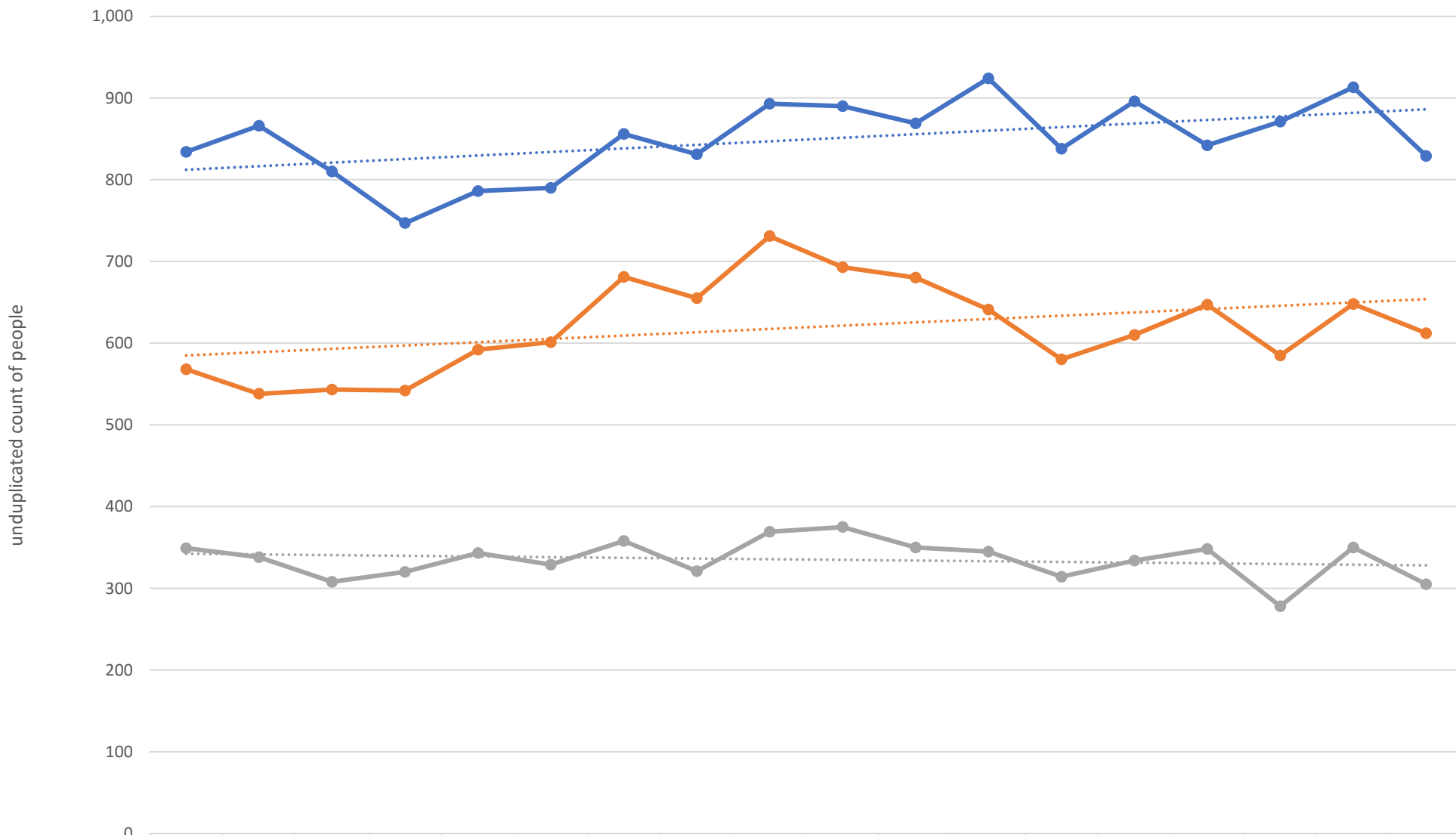




North Sound Crisis System Dashboard

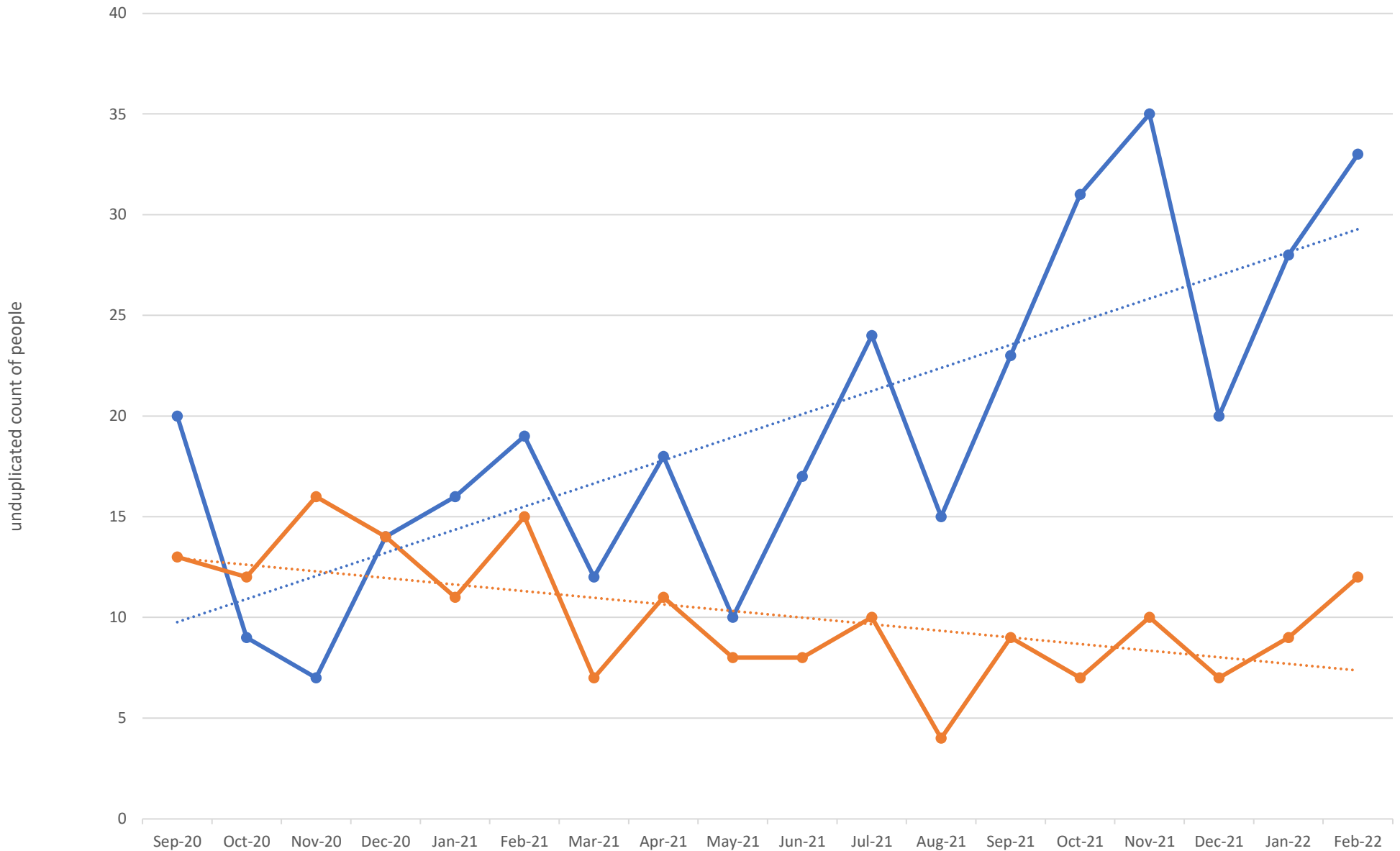
Page 2	Unduplicated People receiving a crisis system service
Page 3	Island - Unduplicated People receiving a crisis system service
Page 4	San Juan - Unduplicated People receiving a crisis system service
Page 5	Skagit - Unduplicated People receiving a crisis system service
Page 6	Snohomish - Unduplicated People receiving a crisis system service
Page 7	Whatcom - Unduplicated People receiving a crisis system service
Page 8	Region Designated Crisis Responder (DCR) Investigations
Page 9	Region DCR Investigation Referral Sources
Page 10	Region DCR Investigation Outcomes

Unduplicated People receiving a crisis system service



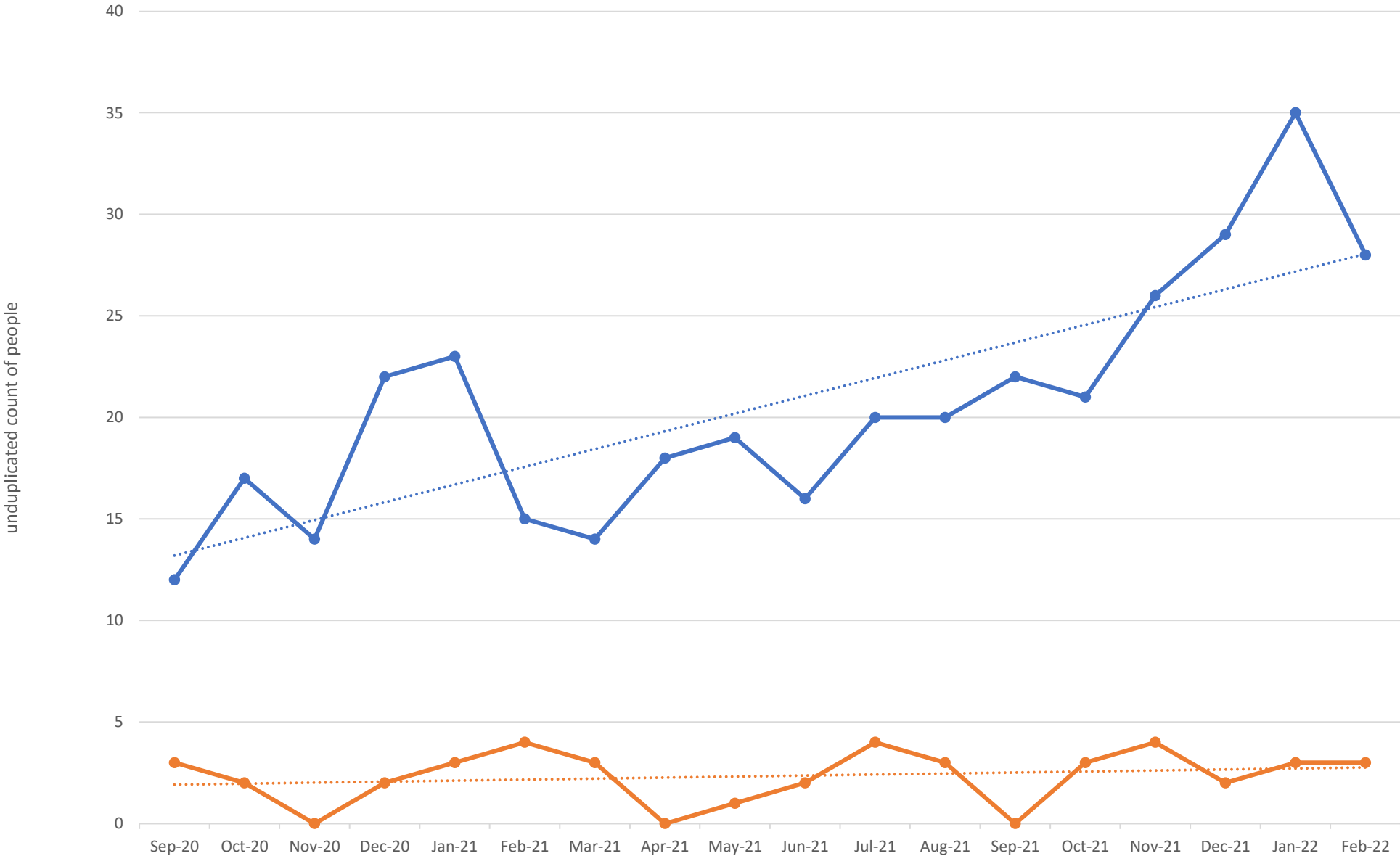
	Sep-20	Oct-20	Nov-20	Dec-20	Jan-21	Feb-21	Mar-21	Apr-21	May-21	Jun-21	Jul-21	Aug-21	Sep-21	Oct-21	Nov-21	Dec-21	Jan-22	Feb-22
● Crisis Call	834	866	810	747	786	790	856	831	893	890	869	924	838	896	842	871	913	829
● Crisis Service	568	538	543	542	592	601	681	655	731	693	680	641	580	610	647	585	648	612
● Investigation	349	338	308	320	343	329	358	321	369	375	350	345	314	334	348	278	350	305

Island - Unduplicated People receiving a crisis system service



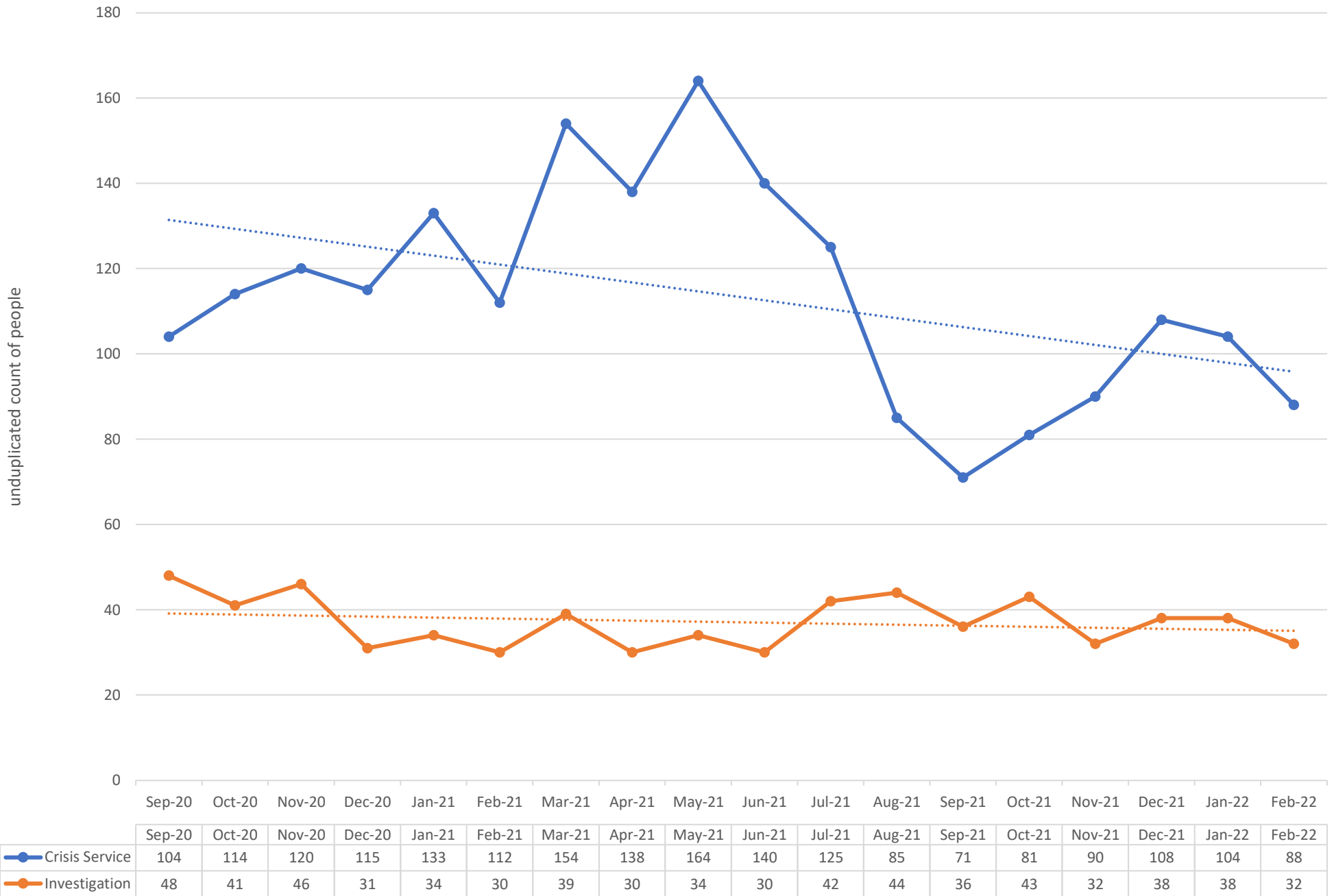
	Sep-20	Oct-20	Nov-20	Dec-20	Jan-21	Feb-21	Mar-21	Apr-21	May-21	Jun-21	Jul-21	Aug-21	Sep-21	Oct-21	Nov-21	Dec-21	Jan-22	Feb-22
Crisis Service	20	9	7	14	16	19	12	18	10	17	24	15	23	31	35	20	28	33
Investigation	13	12	16	14	11	15	7	11	8	8	10	4	9	7	10	7	9	12

San Juan - Unduplicated People receiving a crisis system service

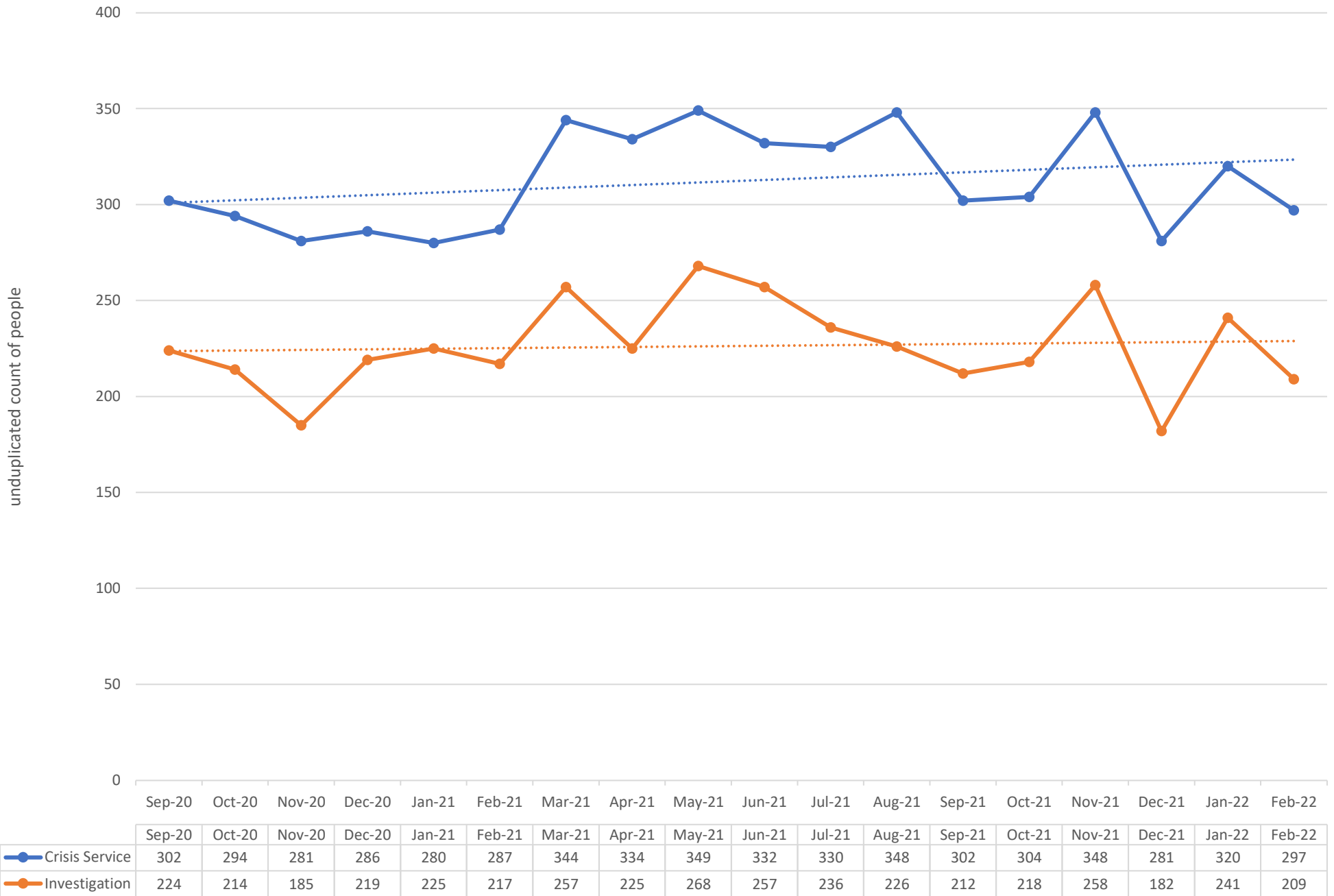


	Sep-20	Oct-20	Nov-20	Dec-20	Jan-21	Feb-21	Mar-21	Apr-21	May-21	Jun-21	Jul-21	Aug-21	Sep-21	Oct-21	Nov-21	Dec-21	Jan-22	Feb-22
Crisis Service	12	17	14	22	23	15	14	18	19	16	20	20	22	21	26	29	35	28
Investigation	3	2	0	2	3	4	3	0	1	2	4	3	0	3	4	2	3	3

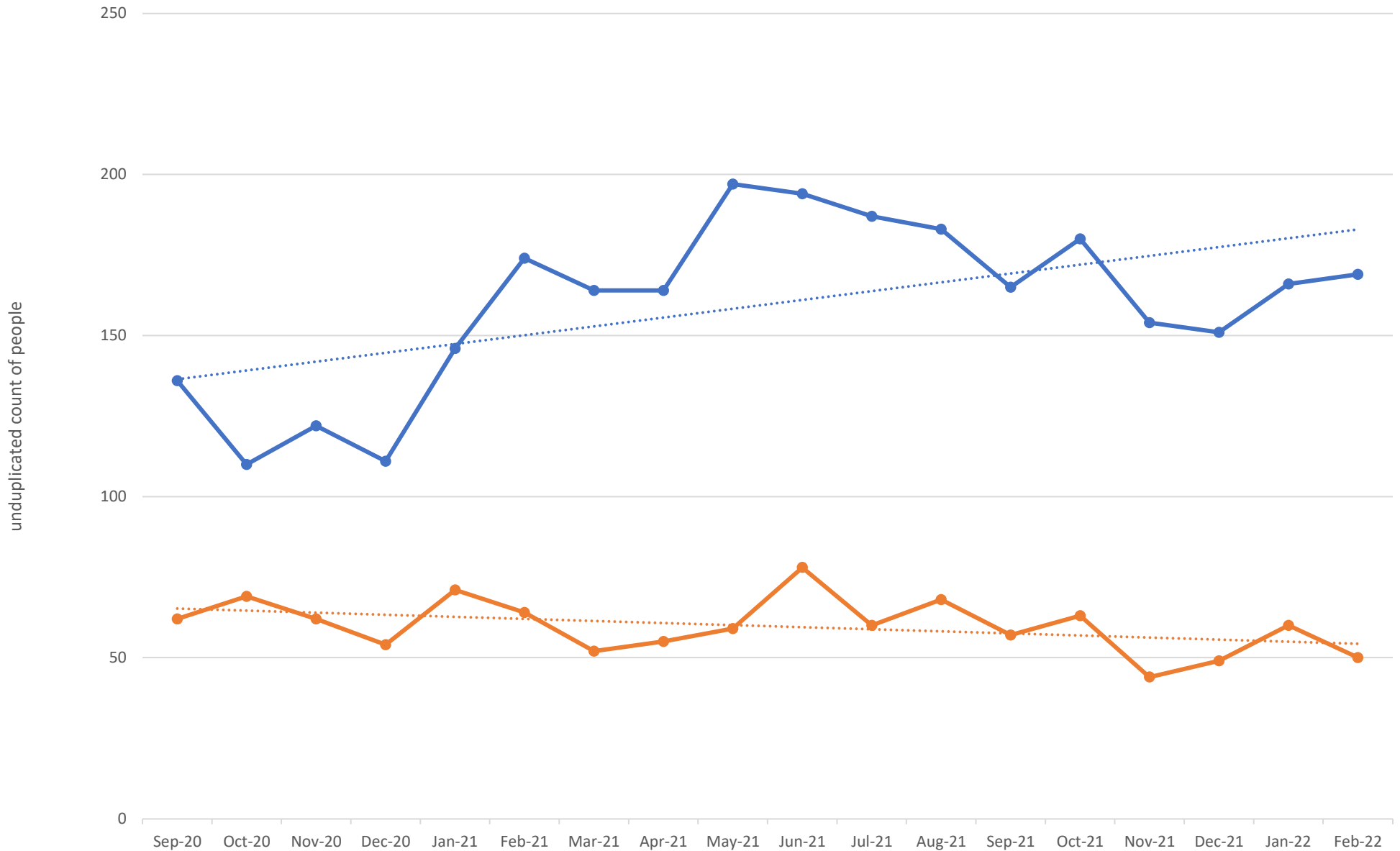
Skagit - Unduplicated People receiving a crisis system service



Snohomish - Unduplicated People receiving a crisis system service

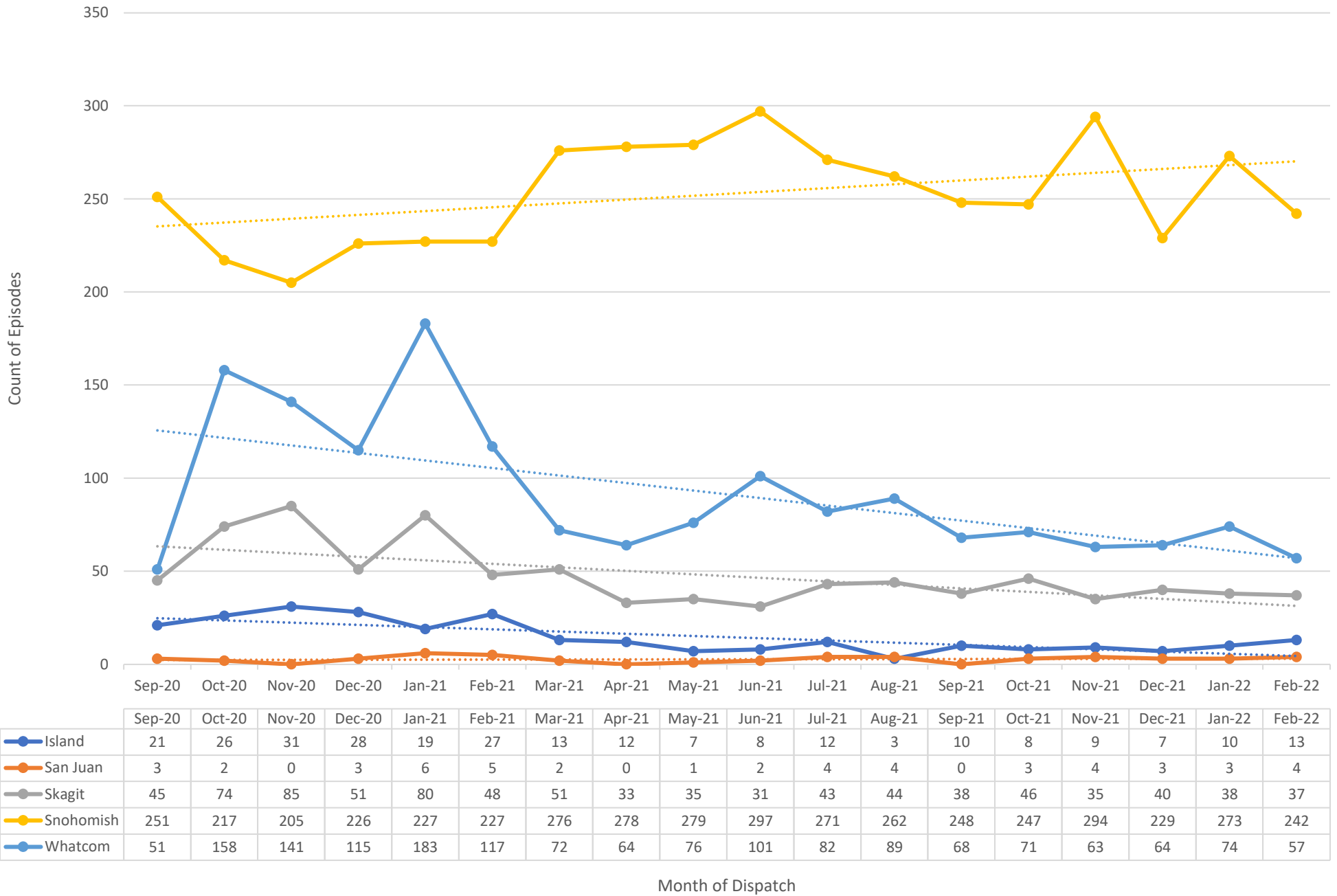


Whatcom - Unduplicated People receiving a crisis system service

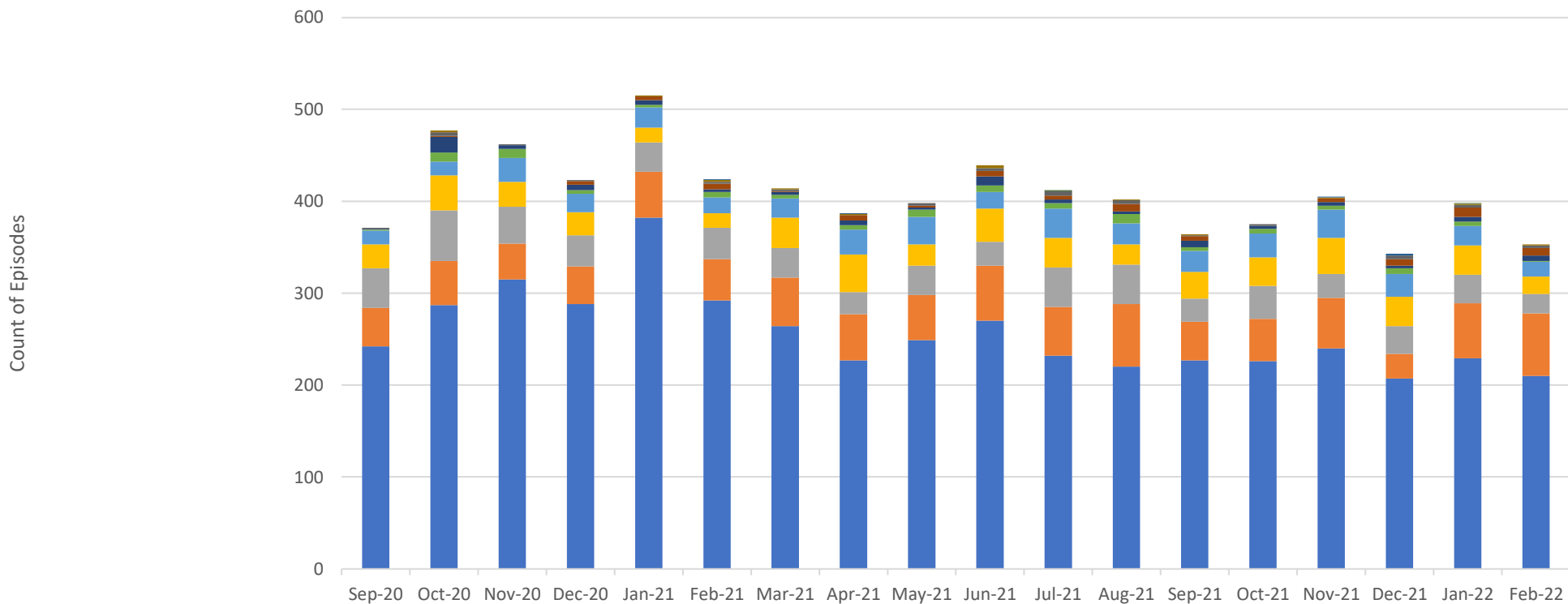


	Sep-20	Oct-20	Nov-20	Dec-20	Jan-21	Feb-21	Mar-21	Apr-21	May-21	Jun-21	Jul-21	Aug-21	Sep-21	Oct-21	Nov-21	Dec-21	Jan-22	Feb-22
Crisis Service	136	110	122	111	146	174	164	164	197	194	187	183	165	180	154	151	166	169
Investigation	62	69	62	54	71	64	52	55	59	78	60	68	57	63	44	49	60	50

Region Designated Crisis Responder (DCR) Investigations



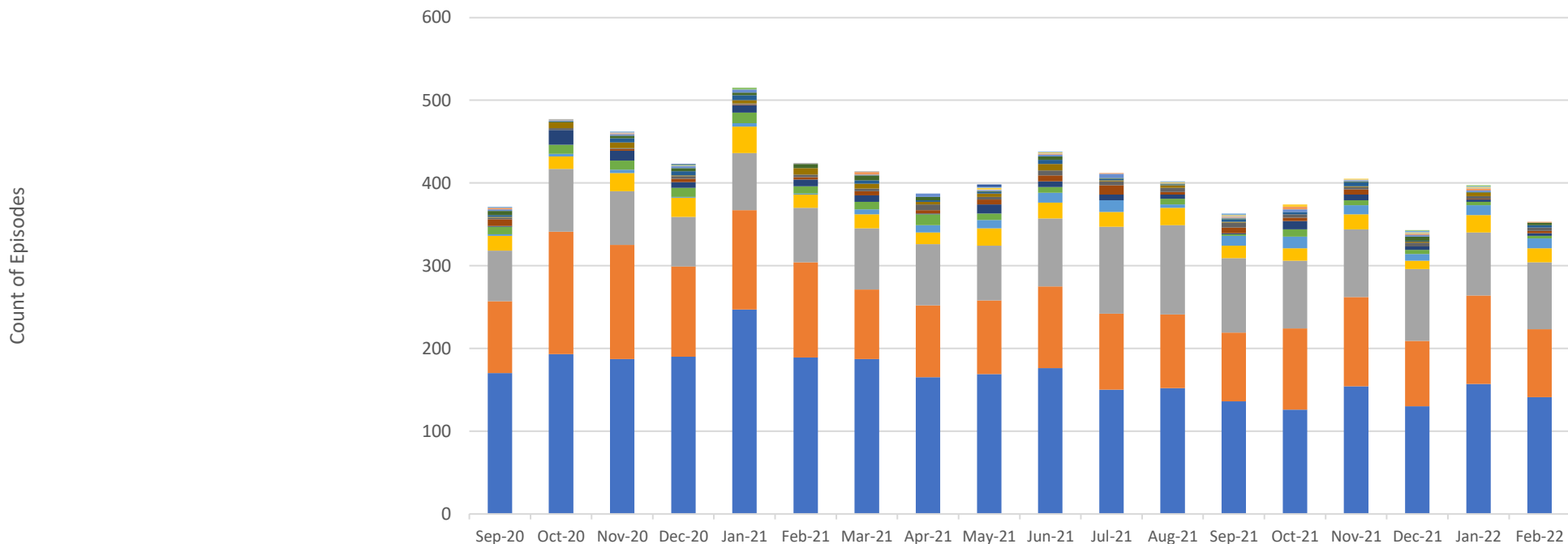
Region DCR Investigation Referral Sources



	Sep-20	Oct-20	Nov-20	Dec-20	Jan-21	Feb-21	Mar-21	Apr-21	May-21	Jun-21	Jul-21	Aug-21	Sep-21	Oct-21	Nov-21	Dec-21	Jan-22	Feb-22
Impact Team Law Enforcement Referral	0	0	0	0	0	0	0	0	0	0	1	0	0	0	0	0	1	0
School	0	0	0	0	0	1	0	1	0	0	0	0	0	0	1	2	0	0
Referral from MCR to DCR	0	2	0	0	1	2	1	1	0	3	0	1	1	0	1	0	1	1
Community	1	4	1	1	0	2	2	0	3	3	5	4	1	2	0	4	3	3
Legal Representative	0	1	0	4	4	6	1	6	2	6	4	8	5	0	4	7	10	8
Social Service Provider	1	17	4	6	5	3	3	5	2	10	4	3	7	3	4	3	5	6
Care Facility	1	10	10	4	3	6	4	5	8	7	6	10	4	5	4	6	5	1
Professional	15	15	26	20	22	17	21	27	30	18	32	23	23	26	31	25	21	16
Other	26	38	27	25	16	16	33	41	23	36	32	22	29	31	39	32	32	19
Law Enforcement	43	55	40	34	32	34	32	24	32	26	43	43	25	36	26	30	31	21
Family	42	48	39	41	50	45	53	50	49	60	53	68	42	46	55	27	60	68
Hospital	242	287	315	288	382	292	264	227	249	270	232	220	227	226	240	207	229	210

Month of Dispatch

Region DCR Investigation Outcomes



	Sep-20	Oct-20	Nov-20	Dec-20	Jan-21	Feb-21	Mar-21	Apr-21	May-21	Jun-21	Jul-21	Aug-21	Sep-21	Oct-21	Nov-21	Dec-21	Jan-22	Feb-22
Referred to chemical dependency residential program	0	0	0	1	0	0	0	0	3	0	0	0	0	0	0	0	0	0
Petition filed for outpatient evaluation	0	0	0	1	2	0	0	0	0	0	0	0	0	0	0	1	1	0
Referred to chemical dependency intensive outpatient program	1	0	1	0	0	0	0	0	1	1	0	1	2	0	0	2	1	0
Referred to chemical dependency inpatient program	0	0	0	0	0	0	0	0	2	1	0	1	1	3	1	1	1	0
Referred to acute detox	0	2	1	1	0	1	1	0	1	1	0	1	1	0	1	1	1	0
Referred to sub acute detox	2	0	1	0	0	0	3	0	0	1	1	0	1	3	0	1	2	1
Filed petition - recommending LRA extension.	2	1	2	2	4	0	1	4	1	2	5	0	1	3	1	2	2	0
No detention - E&T provisional acceptance did not occur within statutory timeframes	5	1	3	4	3	5	6	4	1	4	1	1	1	0	1	5	1	3
Detention to Secure Detox facility (72 hours as identified under 71.05)	2	0	5	5	6	0	4	2	2	5	2	1	3	3	5	1	0	3
No detention - Unresolved medical issues	1	7	7	1	4	8	6	3	4	8	1	3	1	0	1	1	4	0
Referred to crisis triage	2	2	1	3	1	3	3	7	3	6	5	5	6	4	3	5	3	4
Non-emergent detention petition filed	8	0	2	4	1	3	5	4	6	7	11	3	7	4	6	0	1	3
Referred to non-mental health community resources.	1	18	12	7	9	8	8	1	11	7	7	5	1	10	7	4	3	3
Returned to inpatient facility/ filed revocation petition.	9	11	11	11	13	9	9	13	8	7	0	7	2	9	6	5	4	3
Did not require MH or CD services	2	3	4	1	4	1	6	9	10	12	14	4	12	14	11	8	12	12
Referred to voluntary inpatient mental health services.	18	15	22	23	32	16	17	14	21	19	18	21	15	15	18	10	21	17
Other	61	76	65	60	69	66	74	74	66	82	105	108	90	82	82	87	76	81
Referred to voluntary outpatient mental health services.	87	148	138	109	120	115	84	87	89	99	92	89	83	98	108	79	107	82
Detention (72 hours as identified under the Involuntary Treatment Act, RCW 71.05).	170	193	187	190	247	189	187	165	169	176	150	152	136	126	154	130	157	141

Month of Dispatch