
December 12th, 2024

**Board of Directors Members Present
in Person:**

Members Present via MS Teams:

**North Sound Behavioral Health
Administrative Services Organization
(North Sound BH-ASO) Staff Present:**

Guests Present:

- 1. Call to Order and Introductions** – Chair
- 2. Tribal Acknowledgement** – Chair
[Tribal Behavioral Health | North Sound BH-ASO \(nsbhaso.org\)](https://www.nsbhaso.org)
- 3. Revisions to the Agenda** – Chair
- 4. Approval of the November 14th, 2024, Minutes, Motion #24-53** – Chair....
Attachment
- 5. Comments & Announcements from the Chair** - Chair
- 6. Reports from Members** - Chair
- 7. Comments from the Public** - Chair
- 8. Report from the Advisory Board** Attachment
Kara Allen, Advisory Board Chair
- 9. Report from the Finance Officer** Attachment
- 10. Report from the Governance Operations Committee** - Chair

All matters listed with the Consent Agenda have been distributed to each Member for reading and study, are considered to be routine, and will be enacted by one action of the Board of Directors with no separate discussion. If separate discussion is desired, the item may be removed from the Consent Agenda and placed on the Regular Agenda by request of a Member.

Consent Agenda - ChairAttachment

Motion #24-54

- To review and approve the North Sound Behavioral Health Administrative Services Organization claims paid from November 1st, 2024, through November 30th, 2024, in the amount of \$3,582,107.88.
- Payroll for the month of November in the amount of \$199,245.42 and associated employer benefits in the amount of \$98,005.93.

11. Action Items –

For Board Approval

North Sound BH-ASO 2025 Budget with 3.23% COLA

Motion #24-55

To approve the North Sound BH-ASO 2025 Budget as presented.

[Recommended 2025 Budget_updated.pdf](#)

The following are the semi-annual amendments to our current contracts

- Health Care Authority (HCA) contracts to include funding for the period of January 1, 2025, through Juen 30, 2025.
- Downstream contracts for General Fund-State (GF-S) Mandatory Services (Crisis Outreach, Involuntary Treatment Act (ITA) Services, ITA inpatient, Secure Withdrawal Management and Proviso Funding)
- Downstream contracts for GF-S services within Available Resources (Mental Health & Substance Use Disorder Outpatient, Triage Services)

The downstream contracts follow the HCA contract. The funding for the downstream contracts is included in the same amendment, which is why you will see the same numbered amendment under different categories of funding

Health Care Authority (HCA)

HCA-NS BH-ASO-K-6897-03 is providing the GF-S funding for the period of January 1, 2025, through June 30, 2025.

- GF-S funding is stable from the previous contract period.
 - 6-month allocation is \$17,014,262.00

Motion #24-56

HCA-NS BH-ASO-K- providing the ASO GF-S funding and legislative proviso funds for the period of January 1, 2025, through June 30, 2025.

GF-S Mandatory Services

The following contracts provide mandatory behavioral health services. Funding for GF-S services is allocated every six (6) months.

- Compass Health
 - Mobile Crisis Adult & Youth Outreach Teams, ITA services, Child Youth and Family Crisis Outreach Team, Evaluation and Treatment Services and other provisos listed below.
 - Program for Assertive Community Treatment (PACT) services and continuing the reserve funds for flexible spending for PACT participants, staff training and short-term housing needs. These funds will be renewed until the reserve is depleted.
 - Crisis Services – 6-month allocation - \$5,405,045.00
 - Child/Youth Crisis Outreach Team – 6 – month allocation - \$1,017,047.94
 - Community Outreach & Recovery Support (CORS) – 6-month allocation \$92,606.50
 - PACT 6-month allocation - \$384,159.00
 - PACT Proviso Reserve Funds 6-month allocation - \$20,090.00
 - Behavioral Health Enhancement Funds (Proviso Funds) 6-month allocation - \$200,000.00
 - San Juan County HARPS Funds 6-month allocation - \$3,430.00
 - Evaluation & Treatment Discharge Planner 6-month allocation - \$71,529.00
- Conquer
 - Assisted Outpatient Treatment (AOT) in Snohomish County
 - 6-month allocation - \$350,000
- Snohomish County
 - Mobile Crisis Outreach, ITA services
 - Proviso Funding-Jail Transition Services, Designated Cannabis Account, Trueblood Funds
 - Crisis Funds 6-month allocation - \$2,462,976.00
 - Proviso Funds 6-month allocation \$315,938.56
- Volunteers of America
 - Toll Free Crisis Hotline
 - Behavioral Health Enhancement Funds
 - Toll Free Crisis Line 6-month allocation - \$1,301,810.66
 - Behavioral Health Enhancement Funds 6-month allocation \$29,934.00

- Telecare
 - Evaluation and Treatment Services (Fee for Service)
 - E&T Discharge Planners
 - Behavioral Health Enhancement Funds
 - E&T Discharge Planner 6-month allocation - \$43,368.00
 - Behavioral Health Enhancement Funds 6-month allocation \$215,058.00
- Lifeline Connections
 - PACT services and continuing the reserve funds for flexible spending for PACT participants, staff training and short-term housing needs. These funds will be renewed until the reserve is depleted.
 - PACT 6 -month allocation - \$204,855.00
 - PACT Proviso Reserve Funds 6-month allocation - \$47,500.00
- Lake Whatcom Center
 - PACT continuing the reserve funds in the amount of \$73,206.00 for flexible spending for PACT participants, staff training and short-term housing needs. These funds will be renewed until the reserve is depleted.
 - PACT 6-month allocation-\$112,127.00
 - PACT Proviso Reserve Funds 6 – month allocation \$73,206.00
- Evergreen Recovery Center
 - Behavioral Health Enhancement Funds (Proviso Funds)
 - 6-month allocation - \$73,500.00
- Pioneer Human Services
 - Behavioral Health Enhancement Funds (Proviso Funds)
 - 6-month allocation \$70,200.00
- Snohomish County Superior Court
 - Juvenile Treatment Services
 - 6-month allocation - \$69,900.00
- Island County
 - Proviso Funding – Jail Transition Services, Designated Cannabis Account, Trueblood Funds
 - 6-month allocation - \$60,875.70
 - HARPS Housing Assistance
 - HARPS 6-month allocation - \$8,561.00
- San Juan County
 - Proviso Funding – Designated Cannabis Account
 - 6-month allocation - \$35,489.00
- Skagit County
 - Proviso Funding – Jail Transition Services, Designated Cannabis Account, Trueblood Funds
 - 6-month allocation - \$69,765.70
- Whatcom County
 - Proviso Funding – Jail Transition Services, Designated Cannabis Account, Trueblood Funds
 - 6-month allocation - \$104,295.10

Motion #24-57

NS BH-ASO-Compass Health-ICCN-23 Amendment 7 to provide funding to continue services under this contract. The contract term is January 1, 2023, through December 31, 2025, with an automatic one-year renewal on January 1, 2026, based on continued compliance with the terms of the contract.

North Sound BH-ASO-Conquer Addiction-ICN-23 Amendment 2 to provide the funding to continue AOT services in Snohomish County. The contract term is August 1, 2023, through July 31, 2025, with an automatic one-year renewal on August 1, 2025, based on continued compliance with the terms of the contract.

NS BH-ASO-Snohomish County-ICCN-23 Amendment 6 to provide the funding to continue services under this contract. The contract term is January 1, 2023, through December 31, 2025, with an automatic one-year renewal on January 1, 2026, based on continued compliance with the terms of the contract.

NS BH-ASO-VOA-ICCN-23 Amendment 5 to provide the funding to continue services under this contract. The contract term is January 1, 2023, through December 31, 2025, with an automatic one-year renewal on January 1, 2026, based on continued compliance with the terms of the contract.

NS BH-ASO-Telecare-ICCN-23 Amendment 4 to provide the funding to continue services under this contract. The contract term is January 1, 2023, through December 31, 2025, with an automatic one-year renewal on January 1, 2026, based on continued compliance with the terms of the contract.

NS BH-ASO-Lifeline Connections-ICN-23 Amendment 5 to provide the funding to continue services under this contract. The contract term is January 1, 2023, through December 31, 2025, with an automatic one-year renewal on January 1, 2026, based on continued compliance with the terms of the contract.

NS BH-ASO-LWC-ICN-23 Amendment 4 to provide the funding to continue services under this contract. The contract term is January 1, 2023, through December 31, 2025, with an automatic one-year renewal on January 1, 2026, based on continued compliance with the terms of the contract.

NS BH-ASO-ERC-ICN-23 Amendment 5 to provide the funding to continue services under this contract. The contract term is January 1, 2023, through December 31, 2025, with an automatic one-year renewal on January 1, 2026, based on continued compliance with the terms of the contract.

NS BH-ASO-PHS-ICN-23 Amendment 4 to provide the funding to continue services under this contract. The contract term is January 1, 2023, through December 31, 2025, with an automatic one-year renewal on January 1, 2026, based on continued compliance with the terms of the contract.

NS BH-ASO-Snohomish County Superior Court-ICN-23 Amendment 5 to provide the funding to continue services under this contract. The contract term is January 1, 2023, through December 31, 2025, with an automatic one-year renewal on January 1, 2026, based on continued compliance with the terms of the contract.

NS BH-ASO-Island County-ICN-23 Amendment 6 to provide the funding to continue services under this contract. The contract term is January 1, 2023, through December 31, 2025, with an automatic one-year renewal on January 1, 2026, based on continued compliance with the terms of the contract.

NS BH-ASO-San Juan County-ICN-23 Amendment 4 to provide the funding to continue services under this contract. The contract term is January 1, 2023, through December 31, 2025, with an automatic one-year renewal on January 1, 2026, based on continued compliance with the terms of the contract.

NS BH-ASO-Skagit County-Interlocal-23 Amendment 6 to provide the funding to continue services under this contract. The contract term is January 1, 2023, through December 31, 2025, with an automatic one-year renewal on January 1, 2026, based on continued compliance with the terms of the contract.

NS BH-ASO-Whatcom County-ICN-23 Amendment 5 to provide the funding to continue services under this contract. The contract term is January 1, 2023, through December 30, 2025, with an automatic one-year renewal on January 1, 2026, based on continued compliance with the terms of the contract.

GF-S services within Available Resources

- Compass Health
 - SUD outpatient services in San Juan County (FFS)
 - Whatcom County Triage
 - 6-month allocation - \$500,000.00
- Pioneer Human Services
 - Island, Skagit & Whatcom Withdrawal Management Services
 - 6-month allocation - \$550,000
 - Behavioral Health Enhancement Funds (Proviso Funds)
 - 6-month allocation \$70,200

Motion #25-58

NS BH-ASO-Compass Health-ICCN-23 Amendment 7 to provide funding to continue services under this contract. The contract term is January 1, 2023, through December 31, 2025, with an automatic one-year renewal on January 1, 2026, based on continued compliance with the terms of the contract.

NS BH-ASO-PHS-ICN-23 Amendment 4 to provide the funding to continue services under this contract. The contract term is January 1, 2023, through December 31, 2025, with an automatic one-year renewal on January 1, 2026, based on continued compliance with the terms of the contract.

12. Report from the Executive Director

JanRose Ottaway Martin, Executive Director

13. Adjourn - Chair

Next Meeting: January 9th, 2025

Board of Directors Meeting Minutes

November 14th, 2024

Board of Directors Members Present in Person:

- **Barry Buchanan**, County Council; Whatcom County
- **Cammy Hart-Anderson**, Human Services, Designated Alternate for Dave Somers, County Executive; Snohomish County
- **Peter Browning**, Commissioner; Skagit County

Members Present via MS Teams:

- **George Kosovich**, Community Services Division Manager, Designated Alternate for Peter Browning, Commissioner, Skagit County
- **Darcy Cheesman**, Legislative Aid, Designated Alternate for Sam Low, County Council; Snohomish County
- **Malora Christensen**, Response System Division Manager, Designated Alternate for Satpal Sidhu, County Executive; Whatcom County
- **Jami Mitchell**, Human Services Manager, Designated Alternate for Cindy Wolf, County Council; San Juan County
- **Kara Allen**, Advisory Board Chair
- **Nicole Gorle**, Legislative Analyst, Designated Alternate for Nate Nehring, County Council; Snohomish County
- **Cindy Wolf**, Council Member; San Juan County

North Sound Behavioral Health Administrative Services Organization (North Sound BH-ASO) Staff Present:

- **JanRose Ottaway Martin**, Executive Director; NS BH-ASO
- **Margaret Rojas**, Assistant Director; NS BH-ASO
- **Kimberly Nakatani**, Accountant; NS BH-ASO
- **Michael McAuley**, Clinical Director; NS BH-ASO

- **Maria Arreola**, Sr. Administrative Assistant; NS BH-ASO
- **Joanie Wenzl**, Clerk of the Board; NS BH-ASO

Guests Present:

Mark

Call to Order and Introductions – Chair

The Chair called the meeting to order and initiated introductions

Tribal Acknowledgement – Chair

[Tribal Behavioral Health | North Sound BH-ASO \(nsbhaso.org\)](https://www.nsbhaso.org)

The Chair read the Tribal Acknowledgement

Revisions to the Agenda – Chair

There were no revisions to the agenda

Approval of the October 10th, 2024, Minutes, Motion #24-49 – Chair

Peter Browning moved the motion for approval, Cammy Hart-Anderson seconded, all in favor, none opposed, no abstentions, motion #24-49 carried.

Comments & Announcements from the Chair – Chair

There were no comments from the Chair, just the welcoming of members for being present

Reports from Members – Chair

The Board Members gave updates on the behavioral health happenings in their respective counties

Comments from the Public – Chair

There were no comments from the public

Annual Compliance Training

Charles DeElena, Compliance Officer

Charles spoke about the Annual Compliance Training that was sent out to the Board Members and their alternates. He noted that the attestations are due December 1st

Annual Conflict of Interest Attestation

JanRose Ottaway Martin, Executive Director

JanRose spoke about the Annual Conflict of Interest Attestation that is required of each board member and their alternates

Report from the Advisory Board

Kara Allen, Advisory Board Chair

Kara gave the Report from the Advisory Board. There were no questions

Report from the Finance Officer

Margaret Rojas, Assistant Director

Margaret gave the report from the Finance Officer. There were no questions

Report from the Governance Operations Committee - Chair

All matters listed with the Consent Agenda have been distributed to each Member for reading and study, are considered to be routine, and will be enacted by one action of the Board of Directors with no separate discussion. If separate discussion is desired, the item may be removed from the Consent Agenda and placed on the Regular Agenda by request of a Member.

Consent Agenda – Chair

Motion #24-50

- To review and approve the North Sound Behavioral Health Administrative Services Organization claims paid from October 1st, 2024, through October 31st, 2024, in the amount of \$7,305,530.14.
- Payroll for the month of October in the amount of \$200,838.86 and associated employer benefits in the amount of \$97,872.38.

Barry Buchanan moved the motion for approval, Cammy Hart-Anderson seconded, no discussion, no questions, all in favor, none opposed, none abstained, motion #24-50 carried

Action Items – Margaret Rojas, Assistant Director

For Board Approval

Skagit County Recovery Café

- Skagit County Recovery Café has requested one time funding to offer an additional recovery circle and food for the members.
 - The annual amount is - \$24,000.00

Motion #24-51

North Sound BH-ASO-Skagit Recovery Café-PSC-24 for the purpose of providing funds to support the center’s operations.

Barry Buchanan moved the motion for approval, Cammy seconded, none opposed, no abstentions, all in favor, motion #24-51 carried.

Compass Health

- Compass Health submitted an updated budget for crisis services in June. After a thorough evaluation and negotiation, we approved an increase to their crisis budget. The annual increase is due to staff wage increases, additional FTEs and costs associated with the increases.
 - The total annual increase is \$1,938,950.00. Compass Health provides 24/7 mobile crisis outreach in Island, San Juan, Skagit and Whatcom counties.

Motion #24-52

North Sound BH-ASO-Compass Health-ICCN-23 Amendment 6 for the purpose of adding an ongoing increase to the crisis service budget. The contract term is January 1, 2023, through December 31, 2025, with an automatic one-year renewal on January 1, 2026, based on continued compliance with the terms of the contract

Cammy Hart-Anderson moved the motion for approval, Peter Browning seconded, all in favor, none opposed, no abstentions, motion #24-52 carried

Introduction Items

Margaret Rojas, Assistant Director

- Health Care Authority (HCA) contracts to include funding for the period of July 1, 2024, through December 31, 2024.
- Downstream contracts for General Fund-State (GF-S) Mandatory Services (Crisis Outreach, Involuntary Treatment Act (ITA) Services, ITA inpatient, Secure Withdrawal Management and Proviso Funding)
- Downstream contracts for GF-S services within Available Resources (Mental Health & Substance Use Disorder Outpatient, Triage Services)

The downstream contracts follow the HCA contract. The funding for the downstream contracts is included in the same amendment, which is why you will see the same numbered amendment under different categories of funding

Health Care Authority (HCA)

HCA-NS BH-ASO-K-6897-03 is providing the GF-S funding for the period of January 1, 2025, through June 30, 2025.

- GF-S funding is stable from the previous contract period.
 - 6-month allocation is \$

Motion #XX-XX

HCA-NS BH-ASO-K- providing the ASO GF-S funding and legislative proviso funds for the period of January 1, 2025, through June 30, 2025.

GF-S Mandatory Services

The following contracts provide mandatory behavioral health services. Funding for GF-S services is allocated every six (6) months.

- Compass Health
 - Mobile Crisis Adult & Youth Outreach Teams, ITA services, Child Youth and Family Crisis Outreach Team, Evaluation and Treatment Services and other provisos listed below.

- Program for Assertive Community Treatment (PACT) services and continuing the reserve funds for flexible spending for PACT participants, staff training and short-term housing needs. These funds will be renewed until the reserve is depleted.
 - Crisis Services – 6-month allocation - \$
 - Community Outreach & Recovery Support (CORS) – 6-month allocation \$
 - PACT 6-month allocation - \$
 - PACT Proviso Reserve Funds 6-month allocation - \$
 - Behavioral Health Enhancement Funds 6-month allocation - \$
 - San Juan County HARPS Funds 6-month allocation - \$
 - Evaluation & Treatment Discharge Planner 6-month allocation - \$
- Conquer
 - Assisted Outpatient Treatment (AOT) in Snohomish County
 - 6-month allocation - \$
- Snohomish County
 - Mobile Crisis Outreach, ITA services
 - Proviso Funding-Jail Transition Services, Designated Cannabis Account, Trueblood Funds
 - Crisis Funds 6-month allocation - \$
 - Proviso Funds 6-month allocation \$
- Volunteers of America
 - Toll Free Crisis Hotline
 - Behavioral Health Enhancement Funds
 - Toll Free Crisis Line 6-month allocation - \$
 - Crisis Follow-up Services 6-month allocation - \$
 - Behavioral Health Enhancement Funds 6-month allocation \$
- Telecare
 - Evaluation and Treatment Services (Fee for Service)
 - E&T Discharge Planners
 - Behavioral Health Enhancement Funds
 - E&T Discharge Planner 6-month allocation - \$
 - Behavioral Health Enhancement Funds 6-month allocation \$
- Lifeline Connections
 - PACT services and continuing the reserve funds for flexible spending for PACT participants, staff training and short-term housing needs. These funds will be renewed until the reserve is depleted.
 - PACT 6 -month allocation - \$
 - PACT Proviso Reserve Funds 6-month allocation - \$
- Lake Whatcom Center
 - PACT continuing the reserve funds in the amount of \$73,206.00 for flexible spending for PACT participants, staff training and short-term housing needs. These funds will be renewed until the reserve is depleted.
 - PACT 6-month allocation-\$
 - PACT Proviso Reserve Funds 6 – month allocation \$
- Evergreen Recovery Center
 - Behavioral Health Enhancement Funds
 - 6-month allocation - \$
 - 6-month allocation - \$
- Pioneer Human Services
 - Behavioral Health Enhancement Funds (Proviso Funds)
 - 6-month allocation \$

- Snohomish County Superior Court
 - Juvenile Treatment Services
 - 6-month allocation - \$
- Island County
 - Proviso Funding-Jail Transition Services, Designated Cannabis Account, Trueblood Funds
 - HARPS Housing Assistance
 - Proviso Funds 6-month allocation - \$
 - HARPS 6-month allocation - \$
- San Juan County
 - Proviso Funding-, Designated Cannabis Account
 - 6-month allocation - \$
- Skagit County
 - Proviso Funding – Jail Transition Services, Designated Cannabis Account, Trueblood Funds
 - 6-month allocation - \$
- Whatcom County
 - Proviso Funding – Jail Transition Services, Designated Cannabis Account, Trueblood Funds
 - 6-month allocation - \$

Motion #XX-XX

NS BH-ASO-Compass Health-ICCN-23 Amendment 7 to provide funding to continue services under this contract. The contract term is January 1, 2023, through December 31, 2025, with an automatic one-year renewal on January 1, 2026, based on continued compliance with the terms of the contract.

North Sound BH-ASO-Conquer Addiction-ICN-23 Amendment 2 to provide the funding to continue AOT services in Snohomish County. The contract term is August 1, 2023, through July 31, 2025, with an automatic one-year renewal on August 1, 2025, based on continued compliance with the terms of the contract.

NS BH-ASO-Snohomish County-ICCN-23 Amendment 6 to provide the funding to continue services under this contract. The contract term is January 1, 2023, through December 31, 2025, with an automatic one-year renewal on January 1, 2026, based on continued compliance with the terms of the contract.

NS BH-ASO-VOA-ICCN-23 Amendment 5 to provide the funding to continue services under this contract. The contract term is January 1, 2023, through December 31, 2025, with an automatic one-year renewal on January 1, 2026, based on continued compliance with the terms of the contract.

NS BH-ASO-Telecare-ICCN-23 Amendment 4 to provide the funding to continue services under this contract. The contract term is January 1, 2023, through December 31, 2025, with an automatic one-year renewal on January 1, 2026, based on continued compliance with the terms of the contract.

NS BH-ASO-Lifeline Connections-ICN-23 Amendment 5 to provide the funding to continue services under this contract. The contract term is January 1, 2023, through December 31, 2025, with an automatic one-year renewal on January 1, 2026, based on continued compliance with the terms of the contract.

NS BH-ASO-LWC-ICN-23 Amendment 4 to provide the funding to continue services under this contract. The contract term is January 1, 2023, through December 31, 2025, with an automatic one-year renewal on January 1, 2026, based on continued compliance with the terms of the contract.

NS BH-ASO-ERC-ICN-23 Amendment 5 to provide the funding to continue services under this contract. The contract term is January 1, 2023, through December 31, 2025, with an automatic one-year renewal on January 1, 2026, based on continued compliance with the terms of the contract.

NS BH-ASO-PHS-ICN-23 Amendment 4 to provide the funding to continue services under this contract. The contract term is January 1, 2023, through December 31, 2025, with an automatic one-year renewal on January 1, 2026, based on continued compliance with the terms of the contract.

NS BH-ASO-Snohomish County Superior Court-ICN-23 Amendment 5 to provide the funding to continue services under this contract. The contract term is January 1, 2023, through December 31, 2025, with an automatic one-year renewal on January 1, 2026, based on continued compliance with the terms of the contract.

NS BH-ASO-Island County-ICN-23 Amendment 6 to provide the funding to continue services under this contract. The contract term is January 1, 2023, through December 31, 2025, with an automatic one-year renewal on January 1, 2026, based on continued compliance with the terms of the contract.

NS BH-ASO-San Juan County-ICN-23 Amendment 4 to provide the funding to continue services under this contract. The contract term is January 1, 2023, through December 31, 2025, with an automatic one-year renewal on January 1, 2026, based on continued compliance with the terms of the contract.

NS BH-ASO-Skagit County-Interlocal-23 Amendment 6 to provide the funding to continue services under this contract. The contract term is January 1, 2023, through December 31, 2025, with an automatic one-year renewal on January 1, 2026, based on continued compliance with the terms of the contract.

NS BH-ASO-Whatcom County-ICN-23 Amendment 5 to provide the funding to continue services under this contract. The contract term is January 1, 2023, through December 30, 2025, with an automatic one-year renewal on January 1, 2026, based on continued compliance with the terms of the contract.

GF-S services within Available Resources

- Compass Health
 - SUD outpatient services in San Juan County (FFS)
 - Whatcom County Triage
 - 6-month allocation - \$
- Pioneer Human Services
 - Island, Skagit & Whatcom Withdrawal Management Services
 - 6-month allocation - \$
 - Behavioral Health Enhancement Funds (Proviso Funds)
 - 6-month allocation \$

Motion #XX-XX

NS BH-ASO-Compass Health-ICCN-23 Amendment 7 to provide funding to continue services under this contract. The contract term is January 1, 2023, through December 31, 2025, with an automatic one-year renewal on January 1, 2026, based on continued compliance with the terms of the contract.

NS BH-ASO-PHS-ICN-23 Amendment 4 to provide the funding to continue services under this contract. The contract term is January 1, 2023, through December 31, 2025, with an automatic one-year renewal on January 1, 2026, based on continued compliance with the terms of the contract.

[Margaret spoke to the Introduction Items listed above and noted that they will be presented for approval during the December meeting](#)

Discussion Items

JanRose Ottaway Martin, Executive Director

- Cost of Living Adjustment (COLA)

There was discussion around the ASO's COLA for 2025.

Barry Buchanan made and moved a motion for the 2025 COLA to be approved at 3.23%. Cammy Hart-Anderson seconded the motion. All were in favor, none were opposed, none abstained.

It was noted that the 3.23% number was derived from the 2025 COLA average of the 5 counties

- NS BH-ASO 2025 Budget Presentation:

<https://www.nsbhaso.org/who-we-are/boards-and-committees/board-of-directors/Proposed%202025%20Budgetal.pdf>

JanRose gave a Presentation on the ASO's 2025 Proposed Budget

Report from the Executive Director

JanRose Ottaway Martin, Executive Director

JanRose gave the Report from the Executive Director that included the following topics:

- Jail Modernization Task Force
- Assessing the Crisis System (and any gaps)
- BHASO Hiring Updates
- November 15th HCA Virtual Presentation of RDA Measures
- North Sound BH-ASO 2025 Budget

Adjourn – 2:24 p.m.

Next Meeting: December 12th, 2024



Advisory Board Brief

December 12, 2024

The Advisory Board met on December 3, and the following items were discussed:

— Advisory Board

- Vote occurred for Mary Uri San Juan County membership to the Board. All were in favor.
- Vote occurred for the 2025 Officers. Kara will resume as Chair and Chris will resume Vice Chair.

— Executive Director

- The Action Items were passed and recommended to the Board of Directors for approval.

— Finance/Executive Committee

- The November Expenditures were passed and recommended to the Board of Directors for approval.
- A vote occurred to approve the 2025 ASO Operating Budget to the Board of Directors for approval. All in favor.

North Sound Behavioral Health Administrative Services Organization December 12th, 2024, Board of Directors Financial Notes

HIGHLIGHTS

1. The Budget to Actuals revenue is looking pretty good. Revenues are ahead of budget due mainly to some new Proviso funding and some six-month proviso payments. The Crisis Services appears to be slightly increasing with most of the variance due to late billings received in January, most of the other negative variances are due mostly to late billings. Our expenses are currently running \$2,125,662 under budget.
2. The Revenue and Expense statement looks good at the end of November, showing an income of \$2,164,294 mainly due to receiving new Proviso dollars and six-month proviso funds. The SABG negative fund balance is back to its usual amount. Our revenues are covering our expenses. Our general fund balance was \$10,205,839 at 9/30/24 and our maximum allowed is \$6,130,213.
3. The Medicaid fund balance is building up now which was expected to happen in the beginning of the new MCO contracts. The MCOs pay at the beginning of the month but our expenses don't hit until the following month. Going forward we are going to follow the six-month reconciliation process to avoid this situation.

NOTES

1. We are presenting the financial statements for November 2024 for the Behavioral Health Administrative Services Organization (ASO).
2. These monthly statements are prepared for the Board's use only. They provide a snapshot of expenses and revenue for a single calendar month compared with a hypothetical "year to date" projection. However, neither revenues nor expenditures occur on an equal 1/12 amount each month.
3. The North Sound BH-ASO adopts "calendar year" budgets, but the allocations from the state are done on a state fiscal year basis [with adjustments every 6 months]. The exceptions are Federal Block Grant Funds which are allocated for the entire fiscal year.
4. Revenues and expenses are managed independently within each of the major fund categories: Medicaid, State General Fund, Mental Health Block Grant, Substance Abuse Block Grant, and SAMHSA [a direct grant we receive from the federal government for our rural Medication Assistance Treatment program].

5. Within 'State General Funds', allocations are further subdivided between general state funds, and the multiple "Proviso" funds allocated for specific services.

6. We have added two new lines at the bottom of the "Revenue and Expense" tab which shows the beginning and ending fund balance within each fund category for the state fiscal year. I also added some additional lines at the bottom to show the Net Income from Operations before the transfer of funds to the BHO.

7. The Budget to Actuals statement includes notes on areas where there is a variance between the hypothetical year to date budget and actual revenues and expenditures. I also added additional lines at the bottom to show the transfer of funds separate from the normal operations.

**NORTH SOUND BEHAVIORAL HEALTH ADMINISTRATIVE SERVICE ORGANIZATION
PRELIMINARY REVENUE and EXPENSE STATEMENT for NOVEMBER 2024*
BUDGET TO ACTUALS**

REVENUES	2024	YTD	YTD	Variance
	Budget	2024 Budget	2024 Actual	Favorable (Unfavorable)
Intergovernmental Revenues				
HRSA	\$222,222	203,704	289,166	85,462
MHBG	2,782,396	2,550,530	2,165,194	(385,336)
SABG	3,783,126	3,467,865	3,416,503	(51,363)
State Funds	34,260,149	31,405,136	34,596,948	3,191,811
Medicaid (MCO)	10,700,043	9,808,372	9,958,344	149,972
Total Intergovernmental Revenues	51,747,936	47,435,608	50,426,155	2,990,547
Misc. Revenue **	0	0	0	-
Interest Revenue	310,444	284,574	446,171	161,598
TOTAL REVENUES	\$52,058,380	\$47,720,181	\$50,872,326	\$3,152,145
EXPENDITURES				
Inpatient Treatment	\$1,400,000	1,283,333	\$1,553,504	(270,170)
ITA Judicial	2,924,898	2,681,157	1,721,140	960,016
Crisis Services	17,467,380	16,011,765	16,336,456	(324,691) A late billing, increasing expense
Crisis Teams - Children & Youth	2,034,097	1,864,589	1,831,934	32,655
Co-Responder	2,060,000	1,888,333	1,526,850	361,483
MH Crisis Stabilization	1,550,000	1,420,833	1,035,226	385,607
E&T Services	941,148	862,719	927,429	(64,710)
E&T Discharge Planner	229,794	210,645	209,012	1,633 Some back payments
Jail Services	367,536	336,908	440,935	(104,027)
PACT Services	1,032,564	946,517	1,123,381	(176,864) Extra old payment
Assisted Outpatient Treatment	1,139,838	1,044,852	529,134	515,717
Trueblood	223,944	205,282	210,871	(5,589)
BH Enhancement Funds	779,188	714,256	564,684	149,572
HOST	1,239,966	1,136,636	1,182,521	(45,886)
SnoCo Crisis Start up 32-Bed	1,100,000	1,008,333	169,260	839,074
Proviso 13b	1,407,726	1,290,416	114,385	1,176,031
Peer Bridger	303,529	278,235	214,071	64,164
MHBG Expenditures ***	1,168,699	1,071,307	828,889	242,418
HARPS Housing	817,376	749,261	949,319	(200,058)
DOC Housing	1,501,830	1,376,678	1,386,158	(9,480)
BH Housing Proviso 86	738,833	677,264	1,055,665	(378,401) Increased funding
Governor Housing Voucher	50,000	45,833	22,377	23,456
Tribal DCA	100,000	91,667	1,040	90,627
DCA County Contracts	581,292	532,851	679,980	(147,129)
Recovery Navigator	2,541,340	2,329,562	2,966,756	(637,194) Some late payments, extra spending
Opiate Dependency Outreach	816,632	748,579	903,611	(155,032)
PPW Housing Support Services	400,000	366,667	504,134	(137,468)
SABG Expenditures ****	1,129,248	1,035,144	670,177	364,967
Withdrawal Management	2,083,993	1,910,327	2,156,339	(246,012) Pioneer prior year adjustments
HRSA	200,944	184,198	201,801	(17,603)
Juvenile Drug Court	139,800	128,150	136,376	(8,226)
Other MH Services *****	938,008	859,841	1,130,862	(271,022)
Other SUD Services	943,722	865,079	1,131,375	(266,296)
Advisory Board	19,996	18,330	7,645	10,684
Subtotal - Services	50,373,321	46,175,544	44,423,298	1,752,246
Administration	5,081,618	4,658,150	4,284,734	373,416
TOTAL EXPENDITURES	\$55,454,939	\$50,833,694	\$48,708,032	\$2,125,662

Excess of Revenues Over (Under) Expenditure. \$2,164,294

* THIS IS AN UNAUDITED STATEMENT

* Medicaid and State revenue are paid in advance. MHBG, SABG and SAMHSA revenue are paid on an expense reimbursement method. Expenses are recognized when the bill is received.

** Room Rental Fees, Tribal Conference, Salish Contract

*** Includes COVID, PATH and other FBG services. Does not include Crisis or E&T

**** Includes Peer Pathfinder and other SABG expenses. Does not include Crisis

***** Includes CORS, FYSPT, Outpatient Services, PATH match

**NORTH SOUND BEHAVIORAL HEALTH ADMINISTRATIVE SERVICE ORGANIZATION
PRELIMINARY REVENUE and EXPENSE STATEMENT for NOVEMBER 2024***

REVENUES	YTD 2024 Totals	YTD 2024 Medicaid	YTD 2024 State	YTD 2024 MHBG	YTD 2024 SABG	YTD 2024 HRSA
Intergovernmental Revenues						
HRSA	289,166					289,166
MHBG	2,165,194			2,165,194		
SABG	3,416,503				3,416,503	
State Funds	34,596,948		34,596,948			
Medicaid (MCO)	9,958,344	9,958,344				
Total Intergovernmental Revenues	50,426,155	9,958,344	34,596,948	2,165,194	3,416,503	289,166
Misc. Revenue **	0		0			
Interest Revenue	446,171		446,171			
TOTAL REVENUES	\$50,872,326	\$9,958,344	\$35,043,119	\$2,165,194	\$3,416,503	\$289,166

EXPENDITURES

Inpatient Treatment	\$1,553,504		\$1,553,504			
ITA Judicial	1,721,140		1,721,140			
Crisis Services	16,336,456	8,036,717	7,573,894	453,378	272,467	
Crisis Teams - Children & Youth	1,831,934	357,234	1,474,700			
Co-Responder	1,526,850		540,473	501,653	484,724	
MH Crisis Stabilization	1,035,226		658,395	376,831		
E&T Services	927,429		927,429			
E&T Discharge Planner	209,012		209,012			
Jail Services	440,935		440,935			
PACT Services	1,123,381		1,123,381			
Assisted Outpatient Treatment	529,134		529,134			
Trueblood	210,871		210,871			
BH Enhancement Funds	564,684		564,684			
HOST	1,182,521		1,182,521			
SnoCo Crisis Start up 32-Bed	169,260		169,260			
Proviso 13b	114,385		114,385			
Peer Bridger	214,071			214,071		
MHBG Expenditures ***	828,889			828,889		
HARPS Housing	949,319		949,319			
DOC Housing	1,386,158		1,386,158			
BH Housing Proviso 86	1,055,665		1,055,665			
Governor Housing Voucher	22,377		22,377			
Tribal DCA	1,040		1,040			
DMA County Contracts	679,980		679,980			
Recovery Navigator	2,966,756		2,966,756			
Opiate Dependency Outreach	903,611				903,611	
PPW Housing Support Services	504,134				504,134	
SABG Expenditures ****	670,177				670,177	
Withdrawal Management	2,156,339		1,567,238		589,101	
HRSA	201,801					201,801
Juvenile Drug Court	136,376		136,376			
Other MH Services *****	1,130,862		1,130,862			
Other SUD Services	1,131,375		1,131,375			
Advisory Board	7,645		7,645			
Subtotal - Services	44,423,298	8,393,951	30,028,510	2,374,821	3,424,215	201,801
Administration	4,284,734	809,617	3,455,653			19,464
TOTAL EXPENDITURES	\$48,708,032	\$9,203,568	\$33,484,163	\$2,374,821	\$3,424,215	\$221,265

Net Income \$2,164,294 \$754,776 \$1,558,957 \$(209,627) \$(7,712) \$67,901

Beginning Fund Balance 12/31/23	18,470,938	0	19,390,820	(151,342)	(628,260)	(140,280)
MCO adjustment 3/31/24		279,111	(279,111)			
Ending Fund Balance	20,635,232	1,033,887	20,670,665	(360,969)	(635,972)	(72,379)
Flexible GFS balance at 9/30/24			10,205,839			

Note: State Fund Balance also includes Proviso Fund Balances which are designated for specific expenditures

* THIS IS AN UNAUDITED STATEMENT

* Medicaid and State revenue are paid in advance. MHBG, SABG and SAMHSA revenue are paid on an expense reimbursement method. Expenses are recognized when the bill is received.

** Room Rental Fees, Tribal Conference, Salish Contract

*** Includes COVID, PATH and other FBG services. Does not include Crisis or E&T

**** Includes Peer Pathfinder and other SABG expenses. Does not include Crisis

***** Includes CORS, FYSPT, Outpatient Services, PATH match

**NORTH SOUND BEHAVIORAL HEALTH ADMINISTRATIVE SERVICE ORGANIZATION
PRELIMINARY REVENUE and EXPENSE STATEMENT for NOVEMBER 2024*
BUDGET TO ACTUALS**

<u>REVENUES</u>	2024 Budget	YTD 2024 Budget	YTD 2024 Actual	Variance Favorable (Unfavorable)
Intergovernmental Revenues				
HRSA	\$222,222	203,704	289,166	85,462
MHBG	2,782,396	2,550,530	2,165,194	(385,336)
SABG	3,783,126	3,467,865	3,416,503	(51,363)
State Funds	34,260,149	31,405,136	34,596,948	3,191,811
Medicaid (MCO)	10,700,043	9,808,372	9,958,344	149,972
Total Intergovernmental Revenues	51,747,936	47,435,608	50,426,155	2,990,547
Misc. Revenue **	0	0	0	-
Interest Revenue	310,444	284,574	446,171	161,598
TOTAL REVENUES	\$52,058,380	\$47,720,181	\$50,872,326	\$3,152,145
<u>EXPENDITURES</u>				
Inpatient Treatment	\$1,400,000	1,283,333	\$1,553,504	(270,170)
ITA Judicial	2,924,898	2,681,157	1,721,140	960,016
Crisis Services	17,467,380	16,011,765	16,336,456	(324,691) A late billing, increasing e
Crisis Teams - Children & Youth	2,034,097	1,864,589	1,831,934	32,655
Co-Responder	2,060,000	1,888,333	1,526,850	361,483
MH Crisis Stabilization	1,550,000	1,420,833	1,035,226	385,607
E&T Services	941,148	862,719	927,429	(64,710)
E&T Discharge Planner	229,794	210,645	209,012	1,633 Some back payments
Jail Services	367,536	336,908	440,935	(104,027)
PACT Services	1,032,564	946,517	1,123,381	(176,864) Extra old payment
Assisted Outpatient Treatment	1,139,838	1,044,852	529,134	515,717
Trueblood	223,944	205,282	210,871	(5,589)
BH Enhancement Funds	779,188	714,256	564,684	149,572
HOST	1,239,966	1,136,636	1,182,521	(45,886)
SnoCo Crisis Start up 32-Bed	1,100,000	1,008,333	169,260	839,074
Proviso 13b	1,407,726	1,290,416	114,385	1,176,031
Peer Bridger	303,529	278,235	214,071	64,164
MHBG Expenditures ***	1,168,699	1,071,307	828,889	242,418
HARPS Housing	817,376	749,261	949,319	(200,058)
DOC Housing	1,501,830	1,376,678	1,386,158	(9,480)
BH Housing Proviso 86	738,833	677,264	1,055,665	(378,401) Increased funding
Governor Housing Voucher	50,000	45,833	22,377	23,456
Tribal DCA	100,000	91,667	1,040	90,627
DCA County Contracts	581,292	532,851	679,980	(147,129)
Recovery Navigator	2,541,340	2,329,562	2,966,756	(637,194) Some late payments, extr
Opiate Dependency Outreach	816,632	748,579	903,611	(155,032)
PPW Housing Support Services	400,000	366,667	504,134	(137,468)
SABG Expenditures ****	1,129,248	1,035,144	670,177	364,967

Withdrawal Management	2,083,993	1,910,327	2,156,339	(246,012) Pioneer prior year adjustn
HRSA	200,944	184,198	201,801	(17,603)
Juvenile Drug Court	139,800	128,150	136,376	(8,226)
Other MH Services *****	938,008	859,841	1,130,862	(271,022)
Other SUD Services	943,722	865,079	1,131,375	(266,296)
Advisory Board	19,996	18,330	7,645	10,684
Subtotal - Services	<u>50,373,321</u>	<u>46,175,544</u>	<u>44,423,298</u>	<u>1,752,246</u>
Administration	5,081,618	4,658,150	4,284,734	373,416
TOTAL EXPENDITURES	<u>\$55,454,939</u>	<u>\$50,833,694</u>	<u>\$48,708,032</u>	<u>\$2,125,662</u>

Excess of Revenues Over (Under) Expenditure. \$2,164,294

*** THIS IS AN UNAUDITED STATEMENT**

* Medicaid and State revenue are paid in advance. MHBG, SABG and SAMHSA revenue are paid on an expense reimbursement method. Expenses are recognized when the bill is received.

** Room Rental Fees, Tribal Conference, Salish Contract

*** Includes COVID, PATH and other FBG services. Does not include Crisis or E&T

**** Includes Peer Pathfinder and other SABG expenses. Does not include Crisis

***** Includes CORS, FYSPRT, Outpatient Services, PATH match

**NORTH SOUND BEHAVIORAL HEALTH ADMINISTRATIVE SERVICE ORGANIZATION
PRELIMINARY REVENUE and EXPENSE STATEMENT for NOVEMBER 2024***

REVENUES	YTD 2024 Totals	YTD 2024 Medicaid	YTD 2024 State	YTD 2024 MHBG	YTD 2024 SABG	YTD 2024 HRSA
Intergovernmental Revenues						
HRSA	289,166					289,166
MHBG	2,165,194			2,165,194		
SABG	3,416,503				3,416,503	
State Funds	34,596,948		34,596,948			
Medicaid (MCO)	9,958,344	9,958,344				
Total Intergovernmental Revenues	50,426,155	9,958,344	34,596,948	2,165,194	3,416,503	289,166
Misc. Revenue **	0		0			
Interest Revenue	446,171		446,171			
TOTAL REVENUES	\$50,872,326	\$9,958,344	\$35,043,119	\$2,165,194	\$3,416,503	\$289,166

EXPENDITURES

Inpatient Treatment	\$1,553,504		\$1,553,504			
ITA Judicial	1,721,140		1,721,140			
Crisis Services	16,336,456	8,036,717	7,573,894	453,378	272,467	
Crisis Teams - Children & Youth	1,831,934	357,234	1,474,700			
Co-Responder	1,526,850		540,473	501,653	484,724	
MH Crisis Stabilization	1,035,226		658,395	376,831		
E&T Services	927,429		927,429			
E&T Discharge Planner	209,012		209,012			
Jail Services	440,935		440,935			
PACT Services	1,123,381		1,123,381			
Assisted Outpatient Treatment	529,134		529,134			
Trueblood	210,871		210,871			
BH Enhancement Funds	564,684		564,684			
HOST	1,182,521		1,182,521			
SnoCo Crisis Start up 32-Bed	169,260		169,260			
Proviso 13b	114,385		114,385			
Peer Bridger	214,071			214,071		
MHBG Expenditures ***	828,889			828,889		
HARPS Housing	949,319		949,319			
DOC Housing	1,386,158		1,386,158			
BH Housing Proviso 86	1,055,665		1,055,665			
Governor Housing Voucher	22,377		22,377			
Tribal DCA	1,040		1,040			
DMA County Contracts	679,980		679,980			
Recovery Navigator	2,966,756		2,966,756			
Opiate Dependency Outreach	903,611				903,611	
PPW Housing Support Services	504,134				504,134	
SABG Expenditures ****	670,177				670,177	
Withdrawal Management	2,156,339		1,567,238		589,101	
HRSA	201,801					201,801
Juvenile Drug Court	136,376		136,376			
Other MH Services *****	1,130,862		1,130,862			
Other SUD Services	1,131,375		1,131,375			
Advisory Board	7,645		7,645			
Subtotal - Services	44,423,298	8,393,951	30,028,510	2,374,821	3,424,215	201,801
Administration	4,284,734	809,617	3,455,653			19,464
TOTAL EXPENDITURES	\$48,708,032	\$9,203,568	\$33,484,163	\$2,374,821	\$3,424,215	\$221,265

Net Income \$2,164,294 \$754,776 \$1,558,957 \$(209,627) \$(7,712) \$67,901

Beginning Fund Balance 12/31/23	18,470,938	0	19,390,820	(151,342)	(628,260)	(140,280)
MCO adjustment 3/31/24		279,111	(279,111)			
Ending Fund Balance	20,635,232	1,033,887	20,670,665	(360,969)	(635,972)	(72,379)
Flexible GFS balance at 9/30/24			10,205,839			

Note: State Fund Balance also includes Proviso Fund Balances which are designated for specific expenditures

* THIS IS AN UNAUDITED STATEMENT

* Medicaid and State revenue are paid in advance. MHBG, SABG and SAMHSA revenue are paid on an expense reimbursement method. Expenses are recognized when the bill is received.

** Room Rental Fees, Tribal Conference, Salish Contract

*** Includes COVID, PATH and other FBG services. Does not include Crisis or E&T

**** Includes Peer Pathfinder and other SABG expenses. Does not include Crisis

***** Includes CORS, FYSPT, Outpatient Services, PATH match

NORTH SOUND BH-ASO

Warrants Paid

October 2024

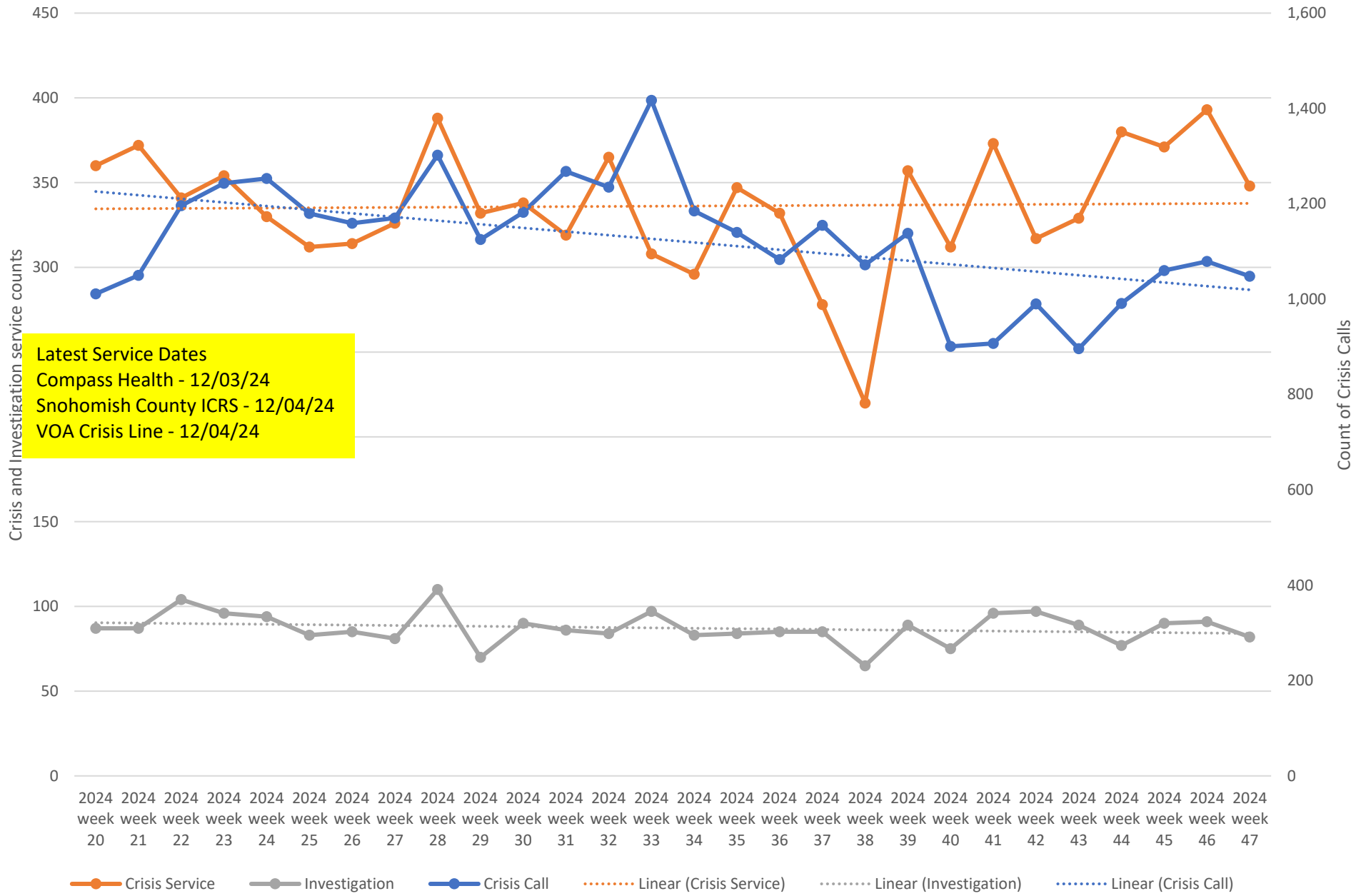
Type	Date	Num	Name	Amount
Bill Pmt -Check	11/08/2024	589523	American Behavioral Health Systems, Inc	-29,551.34
Bill Pmt -Check	11/08/2024	589549	Bridgeways	-17,028.05
Bill Pmt -Check	11/08/2024	589551	Brigid Collins	-13,678.46
Bill Pmt -Check	11/08/2024	589566	CDW-G	-2,274.11
Bill Pmt -Check	11/08/2024	589541	Fairfax Hospital	-16,115.20
Bill Pmt -Check	11/08/2024	589645	Greater Columbia BH-ASO	-1,875.18
Bill Pmt -Check	11/08/2024	589828	Haggen/Safeway	-37.05
Bill Pmt -Check	11/08/2024	589707	Lake Whatcom Center	-36,380.18
Bill Pmt -Check	11/08/2024	589773	Office Depot	-248.82
Bill Pmt -Check	11/08/2024	589791	Pitney Bowes Leasing	-43.41
Bill Pmt -Check	11/08/2024	589797	Providence-Everett	-16,048.55
Bill Pmt -Check	11/08/2024	589798	Providence-St Peter	-36,844.50
Bill Pmt -Check	11/08/2024	589731	Rojas, Margaret-Reim	-187.49
Bill Pmt -Check	11/08/2024	589837	Sea Mar	-189.76
Bill Pmt -Check	11/08/2024	589799	Skagit Valley Hospital	-4,944.65
Bill Pmt -Check	11/08/2024	589913	Smokey Point Behavioral Hospital	-11,168.78
Bill Pmt -Check	11/08/2024	589860	Snohomish Co Juvenile	-11,700.94
Bill Pmt -Check	11/08/2024	589785	St Joseph Medical Center, Peace Health	-3,293.04
Bill Pmt -Check	11/08/2024	589877	Swedish Edmonds	-37,965.70
Bill Pmt -Check	11/08/2024	589884	Telecare Corporation	-23,851.43
Bill Pmt -Check	11/08/2024	589890	Thurston Mason-BHO	-11,936.65
Bill Pmt -Check	11/08/2024	589947	Triumph Treatment Services	-11,760.00
Bill Pmt -Check	11/08/2024	589902	US Bank	-824.64
Bill Pmt -Check	11/08/2024	589905	Valley Cities Counseling	-15,066.36
Bill Pmt -Check	11/08/2024	589867	WA State Auditors Office	-15,579.20
Bill Pmt -Check	11/15/2024	589970	Access	-457.20
Bill Pmt -Check	11/15/2024	589986	Asian Counseling Treatment	-305.90
Bill Pmt -Check	11/15/2024	590018	Catholic Community Services	-16,144.58
Bill Pmt -Check	11/15/2024	590036	Comcast	-218.45
Bill Pmt -Check	11/15/2024	590039	Community Action of Skagit Co	-79,889.02
Bill Pmt -Check	11/15/2024	590040	Compass Health	-1,257,205.29
Bill Pmt -Check	11/15/2024	590043	Consejo Counseling	-1,844.88
Bill Pmt -Check	11/15/2024	590023	DeElena, Charles-Reimb	-24.00
Bill Pmt -Check	11/15/2024	590104	Dixon, James-Reim	-20.22
Bill Pmt -Check	11/15/2024	590066	Evergreen Recovery	-169,529.54
Bill Pmt -Check	11/15/2024	590070	Federal Express	-150.84
Bill Pmt -Check	11/15/2024	590073	Firstline Communications (All Phase)	-1,391.60
Bill Pmt -Check	11/15/2024	590076	Frontline Cleaning Services LLC	-558.19
Bill Pmt -Check	11/15/2024	590084	Greater Columbia BH-ASO	-937.59
Bill Pmt -Check	11/15/2024	590100	Island County Human Services	-93,325.88
Bill Pmt -Check	11/15/2024	590118	Joyce L Sobel Family Resource Center	-556.04
Bill Pmt -Check	11/15/2024	590134	Lake Whatcom Center	-42,187.57
Bill Pmt -Check	11/15/2024	590140	Lifeline Connections	-68,859.04
Bill Pmt -Check	11/15/2024	590248	Maharaj-Lewis, Starleen	-332.50
Bill Pmt -Check	11/15/2024	590157	McIntyre Hall	-1,471.49
Bill Pmt -Check	11/15/2024	590170	Mount Baker Presbyterian Church	-13,238.60
Bill Pmt -Check	11/15/2024	590191	Opportunity Council	-40,781.01
Bill Pmt -Check	11/15/2024	590208	Providence-Everett	-14,426.59
Bill Pmt -Check	11/15/2024	590209	Skagit Valley Hospital	-5,933.58
Bill Pmt -Check	11/15/2024	590244	Snohomish Co Human Services	-594,770.03
Bill Pmt -Check	11/15/2024	590277	South Sound Behavioral Hospital	-4,834.50
Bill Pmt -Check	11/15/2024	590247	SRS Property Management	-11,618.98
Bill Pmt -Check	11/15/2024	590254	T-Mobil	-1,054.55
Bill Pmt -Check	11/15/2024	590257	Telecare Corporation	-15,292.20
Bill Pmt -Check	11/15/2024	590260	Therapeutic Health Services	-23,389.40
Bill Pmt -Check	11/15/2024	590273	Valley Cities Counseling	-44,430.80
Bill Pmt -Check	11/15/2024	590283	Wave Business	-601.20
Bill Pmt -Check	11/15/2024	590289	Whatcom Co Superior Court	-9,560.36
Bill Pmt -Check	11/15/2024	590289	Whatcom County Health Department	-124,352.23
Bill Pmt -Check	11/27/2024	591023	American Behavioral Health Systems, Inc	-24,575.10
Bill Pmt -Check	11/27/2024	591033	Asian Counseling Treatment	-7,923.51
Bill Pmt -Check	11/27/2024	591050	Brigid Collins	-14,918.15
Bill Pmt -Check	11/27/2024	591073	Compass Health	-2,072.26
Bill Pmt -Check	11/27/2024	591078	Conquer	-124,795.00
Bill Pmt -Check	11/27/2024	591326	Culligan NW	-30.30
Bill Pmt -Check	11/27/2024	591109	Evergreen Recovery	-93,753.00
Bill Pmt -Check	11/27/2024	591171	Lake Whatcom Center	-10,468.88
Bill Pmt -Check	11/27/2024	591179	Lifeline Connections	-40,638.90
Bill Pmt -Check	11/27/2024	591186	Lopez Island Family Resource Center	-4,328.92
Bill Pmt -Check	11/27/2024	591232	Pioneer Center	-222,549.40
Bill Pmt -Check	11/27/2024	591247	Richoh USA - 31001	-547.74
Bill Pmt -Check	11/27/2024	591253	San Juan County Health & Comm. Services	-4,896.89
Bill Pmt -Check	11/27/2024	591273	Skagit County Public Health	-43,868.18
Bill Pmt -Check	11/27/2024	591317	Smokey Point Behavioral Hospital	-8,057.50
Bill Pmt -Check	11/27/2024	591289	Telecare Corporation	-6,667.82
Bill Pmt -Check	11/27/2024	591294	Tulalip Tribes	-678.01
Bill Pmt -Check	11/27/2024	591010	US Bank	-4,606.10
Bill Pmt -Check	11/27/2024	591312	Valley Cities Counseling	-378.20
Bill Pmt -Check	11/27/2024	591280	WA State Auditors Office	-4,525.00
Bill Pmt -Check	11/27/2024	591099	Wai, Eddie-Reim	-34.98
Bill Pmt -Check	11/27/2024	591212	Zak, Noel-Reim	-6.70
Bill Pmt -Check	11/27/2024	IGT	Skagit County Auditor	-3,500.00
				<u>-3,582,107.88</u>
				<u>-3,582,107.88</u>
				-3,582,107.88



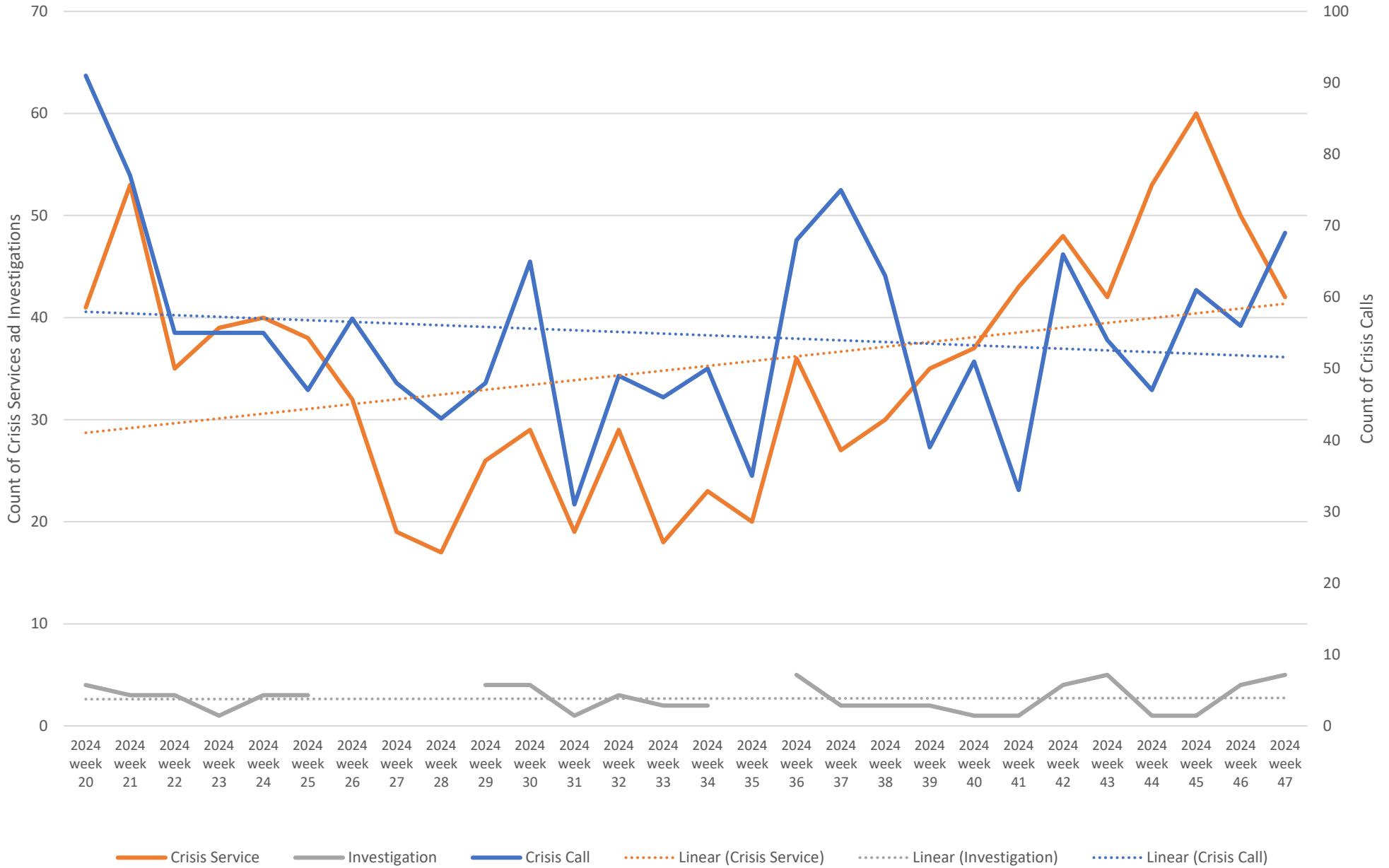
Weekly Crisis Capacity Indicator Snapshot

Page 2	Crisis Data - dates 05/12/24 to 11/23/24
Page 3	Crisis Data: Ages 0-17 - dates 05/12/24 to 11/23/24
Page 4	All DCR Dispatches - dates 05/12/24 to 11/23/24
Page 5	Weekly Staff Count - Staff providing Crisis or Investigation services 05/12/24 to 11/23/24
Page 6	Hospital placement locations (Invol and Vol) - No adjustment has been made for timely data - recent weeks likely low
Page 7	Telehealth only, crisis and investigation services from 05/12/24 to 11/23/24
Page 8	Crisis Service Unit Percent - Crisis Service units divided by Crisis units + Investigation units
Page 9	Washington State Indicators of Anxiety or Depression Based on Reported Frequency of Symptoms During Last 7 Days
Page 10	Place of Service -Crisis Services, percent of total by week
Page 11	Place of Service -Investigations, percent of total by week
Page 12	North Sound BH ASO Walkaway Chart 05/12/24 to 11/23/24

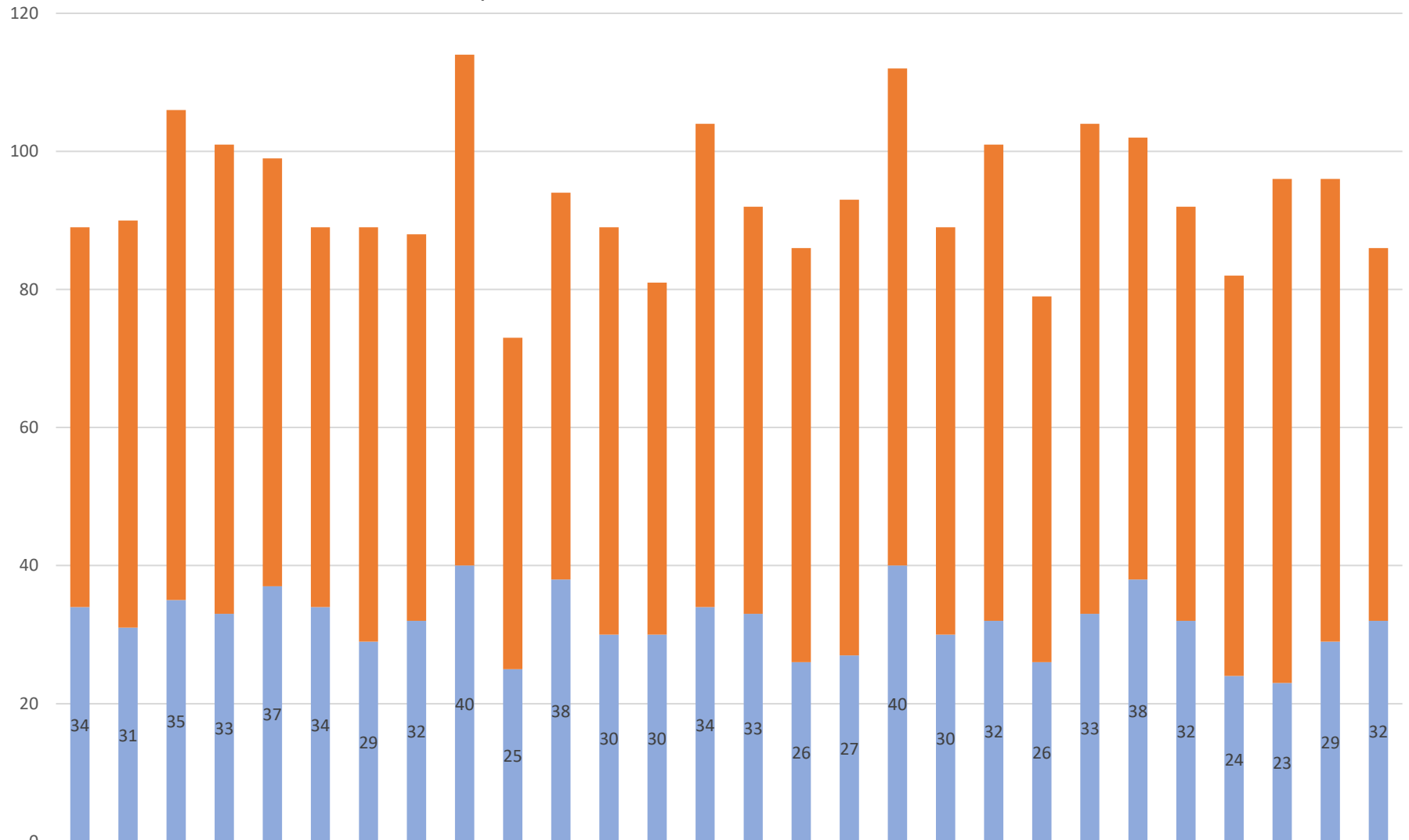
Crisis Data - dates 05/12/24 to 11/23/24



Crisis Data: Ages 0-17 - dates 05/12/24 to 11/23/24

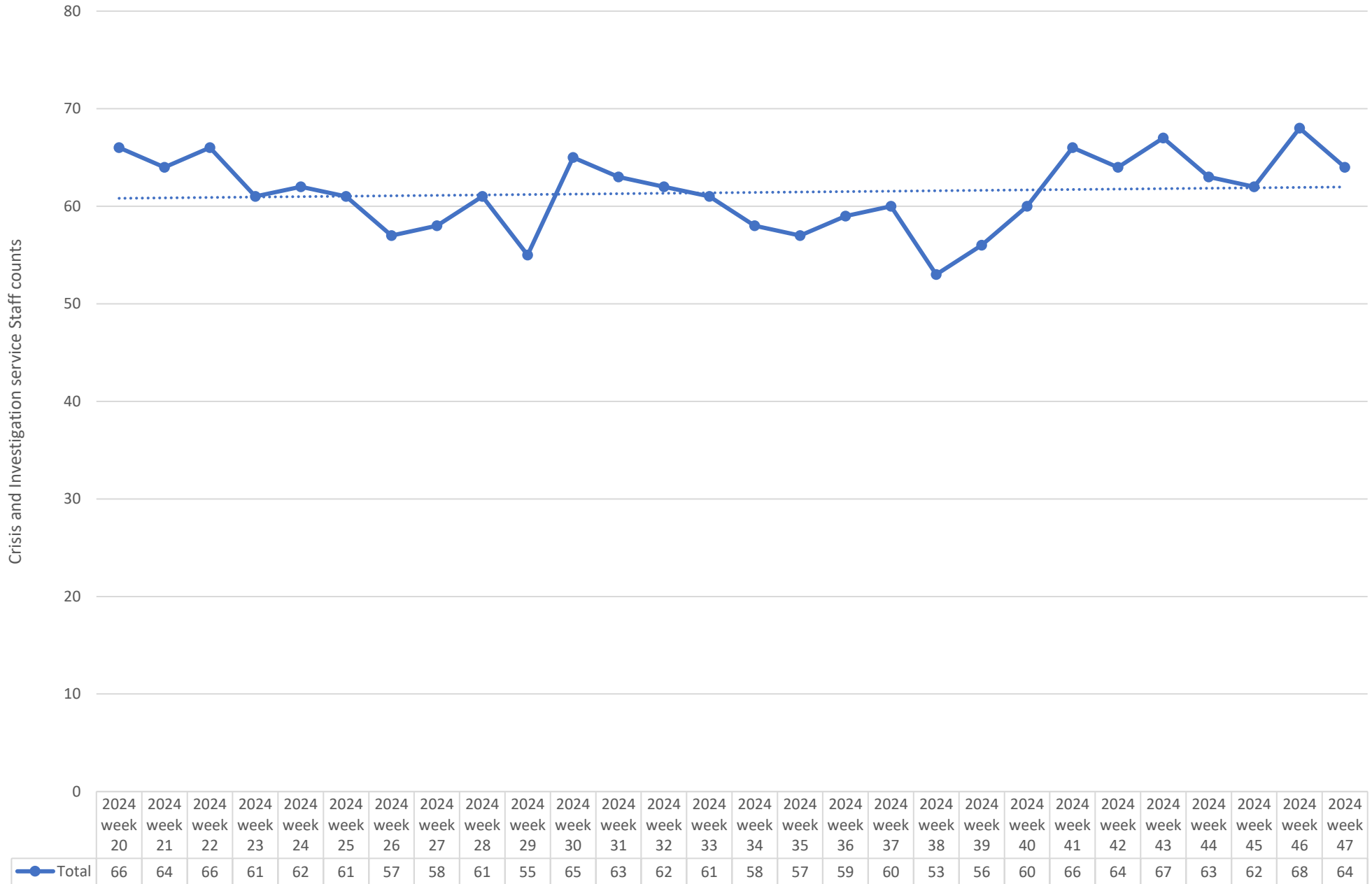


All DCR Dispatches - dates 05/12/24 to 11/23/24



dispatch resulting in other outcome	55	59	71	68	62	55	60	56	74	48	56	59	51	70	59	60	66	72	59	69	53	71	64	60	58	73	67	54
dispatch resulting in detention	34	31	35	33	37	34	29	32	40	25	38	30	30	34	33	26	27	40	30	32	26	33	38	32	24	23	29	32

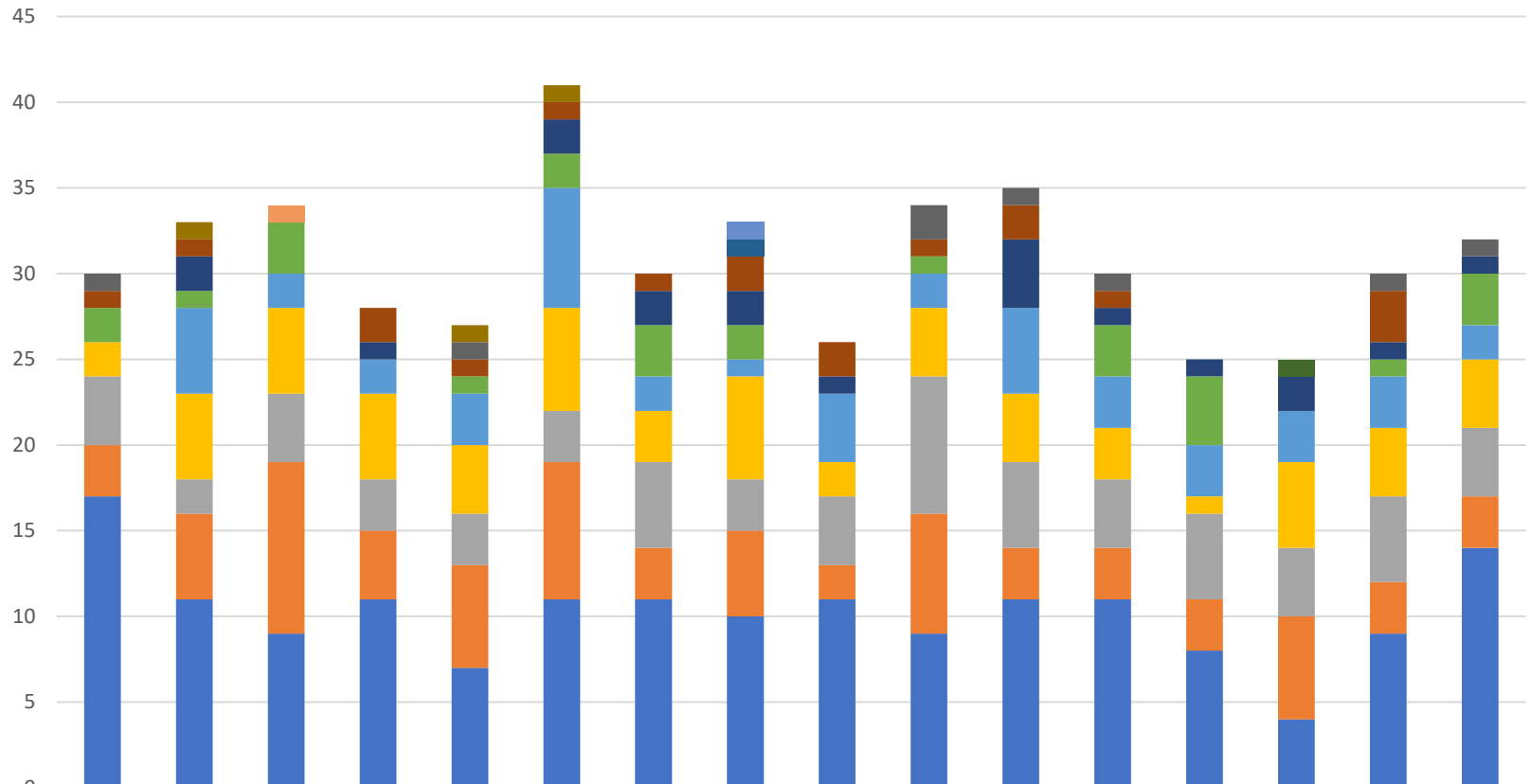
Weekly Staff Count - Staff providing Crisis or Investigation services 05/12/24 to 11/23/24



2024 week 47 ending 01/00/00

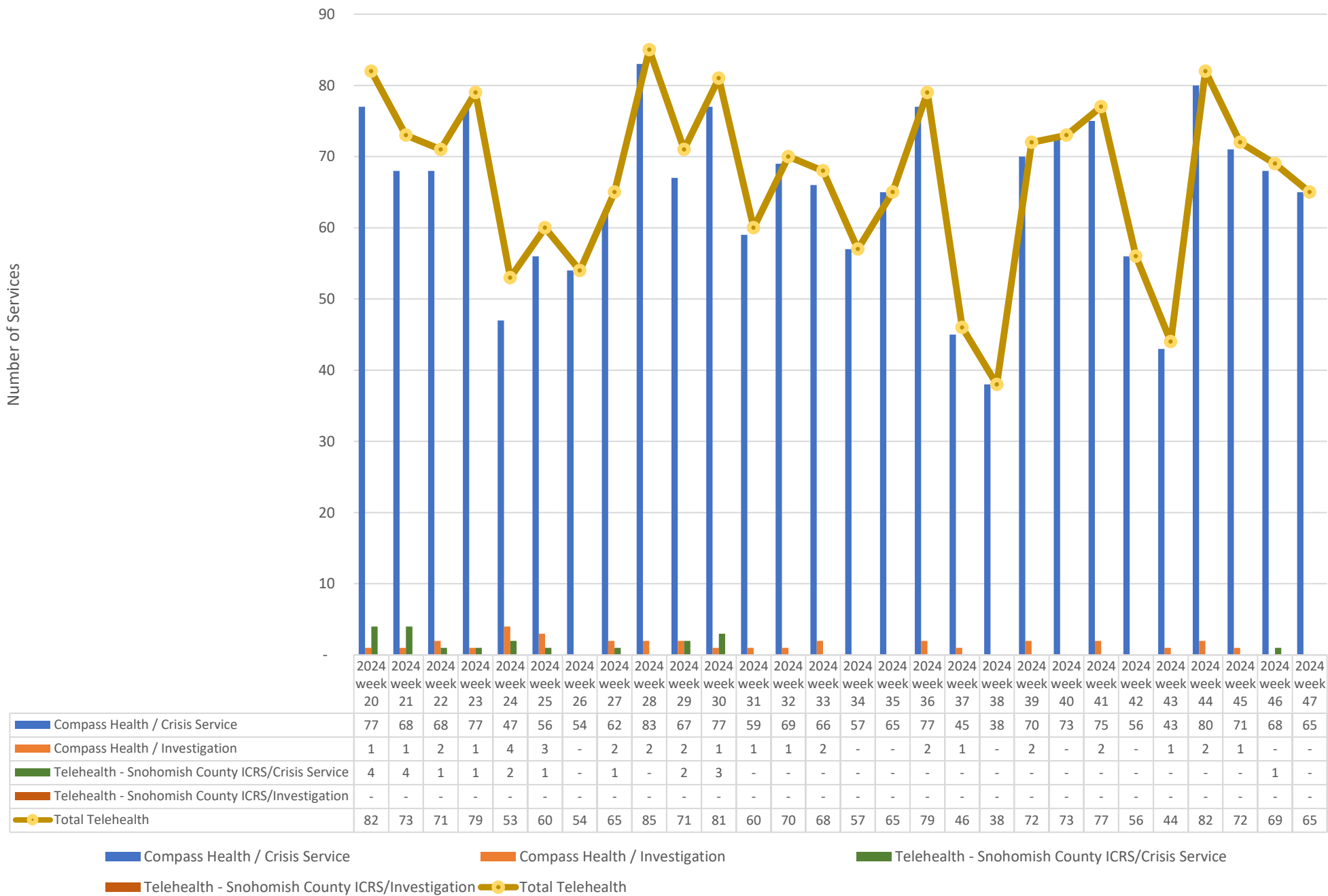
Hospital placement locations (Invol and Vol) - No adjustment has been made for timely data - recent weeks likely low

Count of hospital placement locations in the dispatch record

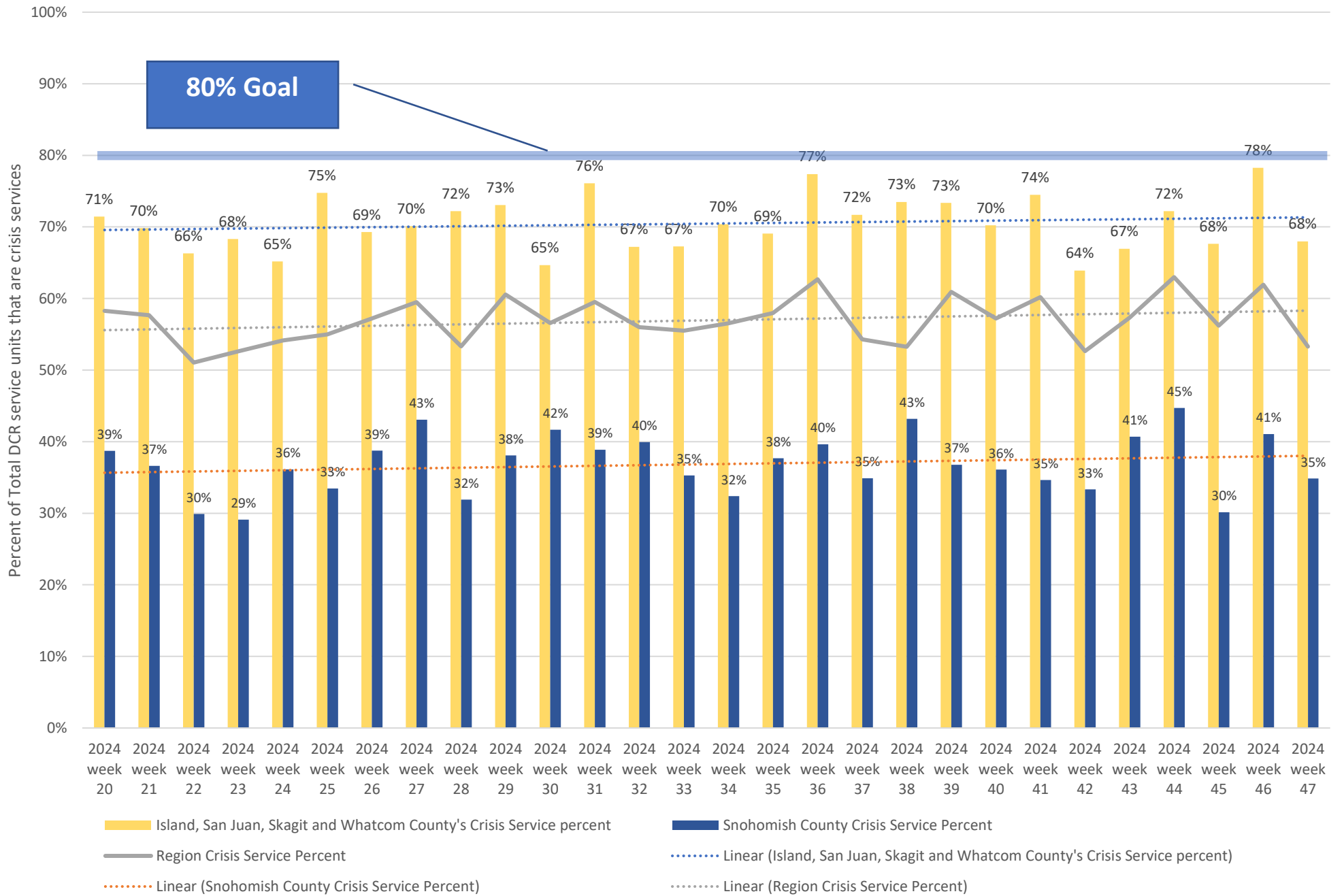


	2024 week 32	2024 week 33	2024 week 34	2024 week 35	2024 week 36	2024 week 37	2024 week 38	2024 week 39	2024 week 40	2024 week 41	2024 week 42	2024 week 43	2024 week 44	2024 week 45	2024 week 46	2024 week 47
THURSTON/MASON EandT FACILITY			1													
Multicare Behavioral Health Inpatient Services - Auburn								1								
Western State														1		
Valley Cities Counseling And Consultation								1								
VALLEY GENERAL HOSPITAL		1			1	1										
ABHS Chehalis	1				1						1	1			1	1
BHC Fairfax Hospital INC	1	1		2	1	1	1	2	2	1	2	1			3	
Telecare North Sound Evaluation and Treatment		2		1		2	2	2	1		4	1	1	2	1	1
Mukilteo	2	1	3		1	2	3	2		1		3	4		1	3
SMOKEY POINT BEHAVIORAL HOSPITAL		5	2	2	3	7	2	1	4	2	5	3	3	3	3	2
Peacehealth Bellingham	2	5	5	5	4	6	3	6	2	4	4	3	1	5	4	4
Skagit Valley Hospital	4	2	4	3	3	3	5	3	4	8	5	4	5	4	5	4
SWEDISH EDMONDS	3	5	10	4	6	8	3	5	2	7	3	3	3	6	3	3
Providence Everett	17	11	9	11	7	11	11	10	11	9	11	11	8	4	9	14

Telehealth only, crisis and investigation services from 05/12/24 to 11/23/24



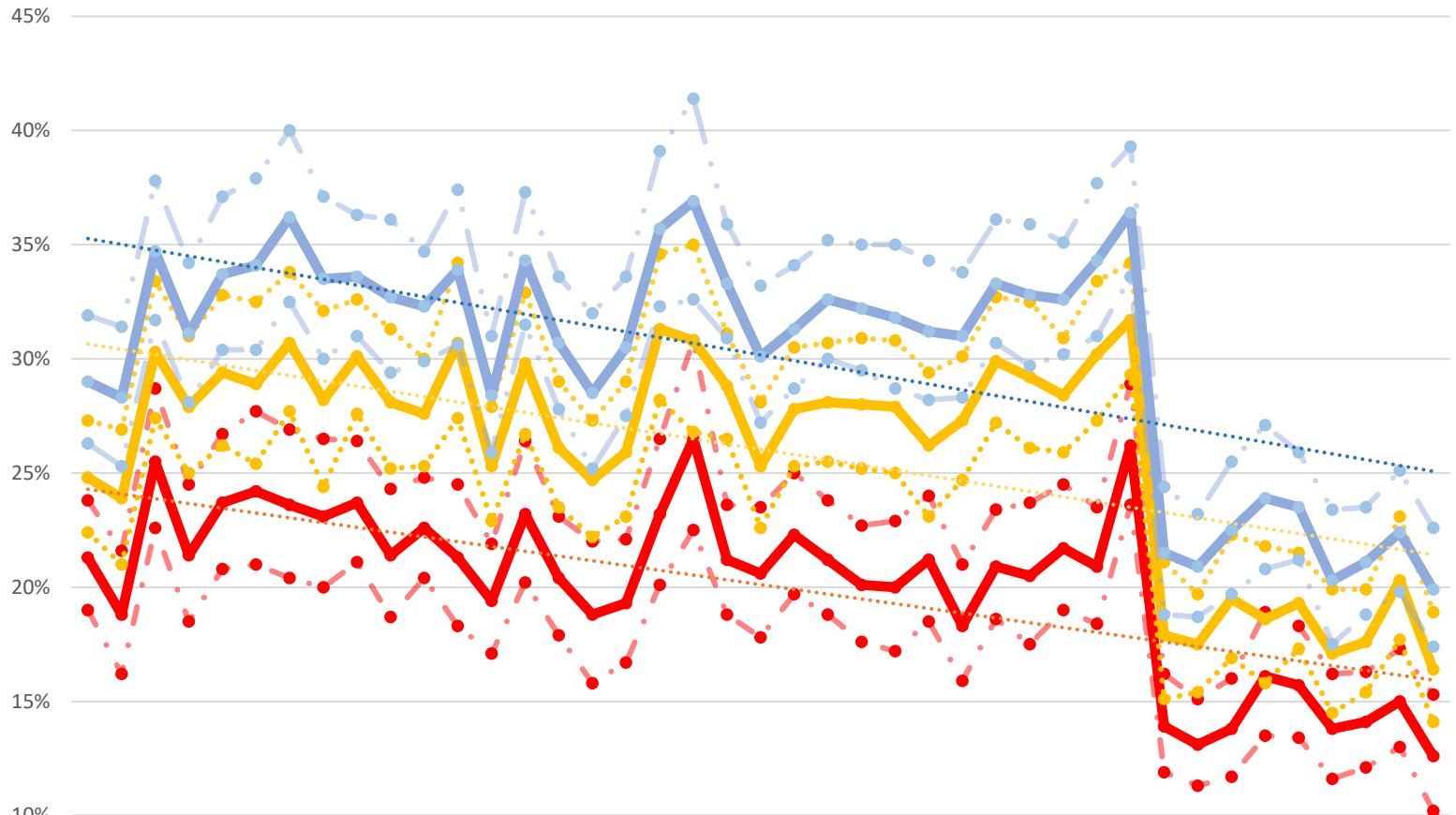
Crisis Service Unit Percent - Crisis Service units divided by Crisis units + Investigation units



Washington State Indicators of Anxiety or Depression Based on Reported Frequency of Symptoms During Last 7 Days

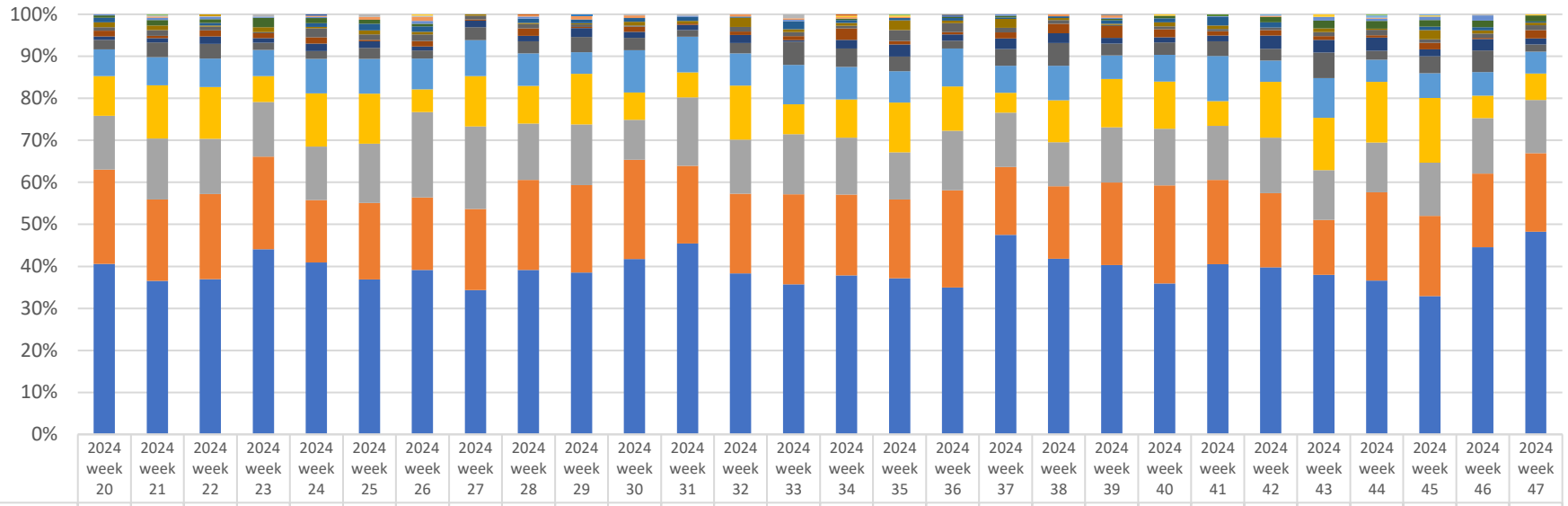
The U.S. Census Bureau, in collaboration with five federal agencies, launched the Household Pulse Survey to produce data on the social and economic impacts of Covid-19 on American households. The Household Pulse Survey was designed to gauge the impact of the pandemic on employment status, consumer spending, food security, housing, education disruptions, and dimensions of physical and mental wellness.

<https://data.cdc.gov/NCHS/Indicator-s-of-Anxiety-or-Depression-Based-on-Repor/8pt5-q6wq>



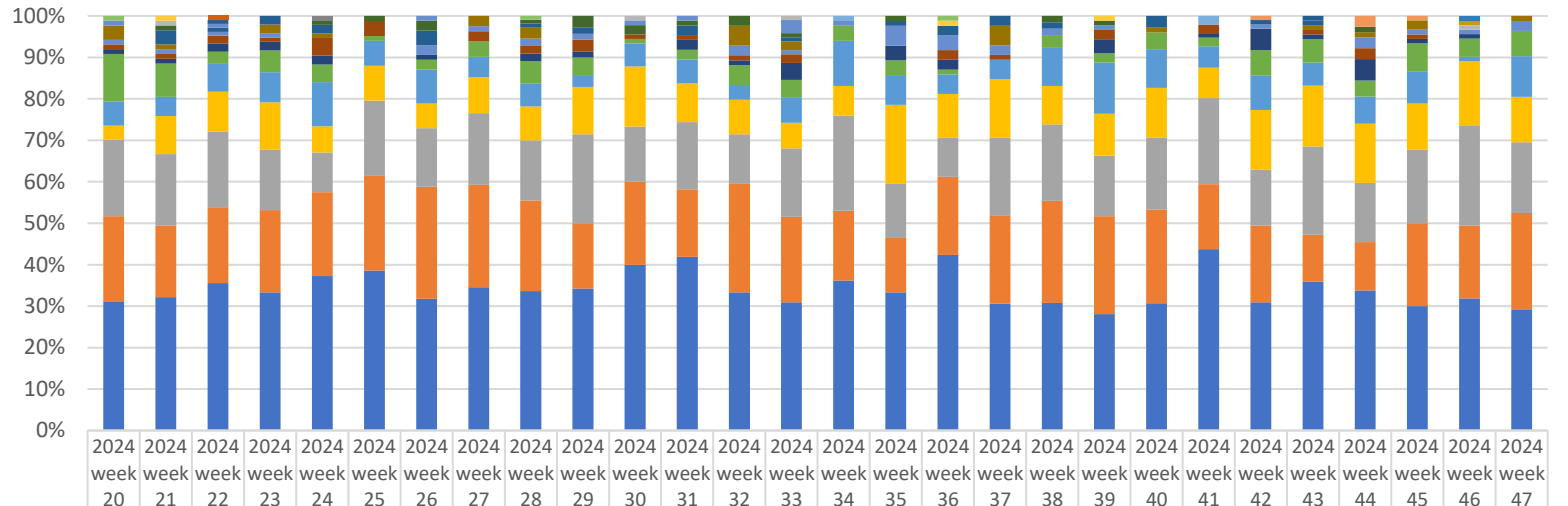
● ● ● % with Symp. of Depr. Dsrdr low conf.	19%	16%	23%	19%	21%	21%	20%	20%	21%	19%	20%	18%	17%	20%	18%	16%	17%	20%	23%	19%	18%	20%	19%	18%	17%	19%	16%	19%	18%	24%	12%	11%	12%	14%	13%	12%	12%	13%	10%		
— % with Symp. of Depr. Dsrdr value	21%	19%	26%	21%	24%	24%	24%	23%	24%	21%	23%	21%	19%	23%	20%	19%	19%	23%	27%	21%	21%	22%	21%	20%	20%	21%	18%	21%	26%	14%	13%	14%	16%	16%	14%	14%	15%	13%			
● ● ● % with Symp. of Depr. Dsrdr high conf.	24%	22%	29%	25%	27%	28%	27%	27%	26%	24%	25%	25%	22%	26%	23%	22%	22%	27%	31%	24%	24%	25%	24%	23%	23%	24%	21%	23%	24%	25%	24%	29%	16%	15%	16%	19%	18%	16%	16%	17%	15%
● ● ● % with Symp. of Anxiety Dsrdr low conf.	22%	21%	27%	25%	26%	25%	28%	24%	28%	25%	25%	27%	23%	27%	24%	22%	23%	28%	27%	27%	23%	25%	26%	25%	25%	23%	25%	27%	26%	26%	27%	29%	15%	15%	17%	16%	17%	15%	15%	18%	14%
— % with Symp. of Anxiety Dsrdr value	25%	24%	30%	28%	29%	29%	31%	28%	30%	28%	28%	31%	25%	30%	26%	25%	26%	31%	31%	29%	25%	28%	28%	28%	28%	26%	27%	30%	29%	28%	30%	32%	18%	18%	20%	19%	19%	17%	18%	20%	16%
● ● ● % with Symp. of Anxiety Dsrdr high conf.	27%	27%	33%	31%	33%	33%	34%	32%	33%	31%	30%	34%	28%	33%	29%	27%	29%	35%	35%	31%	28%	31%	31%	31%	31%	29%	30%	33%	33%	31%	33%	34%	21%	20%	22%	22%	22%	20%	20%	23%	19%
● ● ● % with Symp. of Anxiety or Depr. Dsrdr low conf.	26%	25%	32%	28%	30%	30%	33%	30%	31%	29%	30%	31%	26%	32%	28%	25%	28%	32%	33%	31%	27%	29%	30%	30%	29%	28%	28%	31%	30%	30%	31%	34%	19%	19%	20%	21%	21%	18%	19%	20%	17%
— % with Symp. of Anxiety or Depr. Dsrdr value	29%	28%	35%	31%	34%	34%	36%	34%	34%	33%	32%	34%	28%	34%	31%	29%	31%	36%	37%	33%	30%	31%	33%	32%	32%	31%	31%	33%	33%	33%	34%	22%	21%	23%	24%	24%	20%	21%	22%	20%	
● ● ● % with Symp. of Anxiety or Depr. Dsrdr high conf.	32%	31%	38%	34%	37%	38%	40%	37%	36%	36%	35%	37%	31%	37%	34%	32%	34%	39%	41%	36%	33%	34%	35%	35%	35%	34%	34%	36%	36%	35%	38%	39%	24%	23%	26%	27%	26%	23%	24%	25%	23%

Place of Service -Crisis Services, percent of total by week



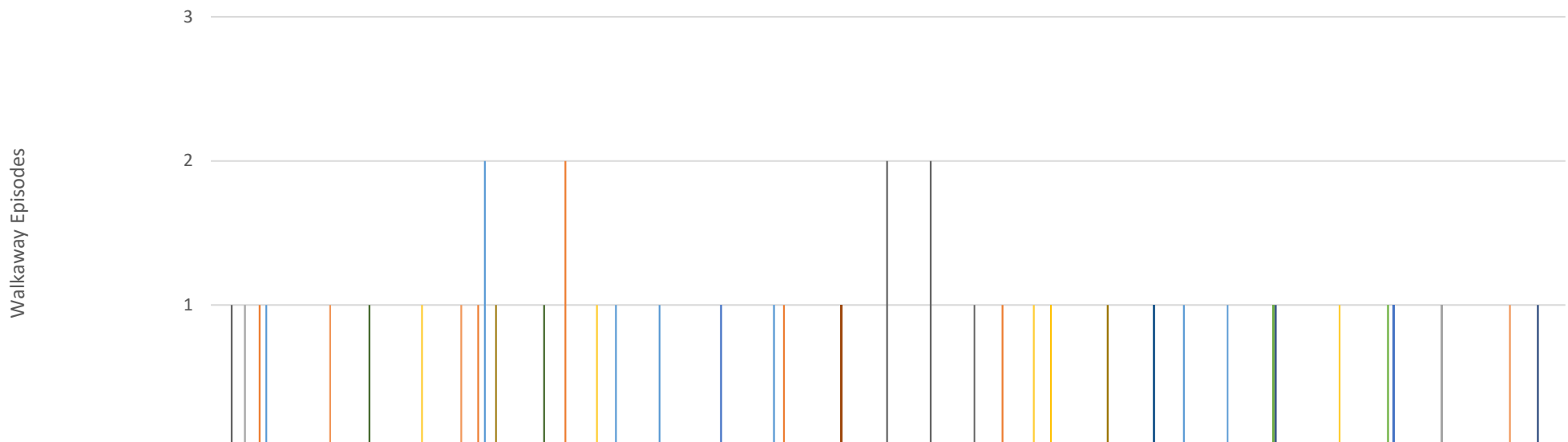
	2024 week 20	2024 week 21	2024 week 22	2024 week 23	2024 week 24	2024 week 25	2024 week 26	2024 week 27	2024 week 28	2024 week 29	2024 week 30	2024 week 31	2024 week 32	2024 week 33	2024 week 34	2024 week 35	2024 week 36	2024 week 37	2024 week 38	2024 week 39	2024 week 40	2024 week 41	2024 week 42	2024 week 43	2024 week 44	2024 week 45	2024 week 46	2024 week 47	
Community Mental Health Center																						1							
Public Health Clinic										1																			
Hospice			1																										
Residential SUD																	1			1									
Nursing Facility									1						1														
Urgent Care Facility					1														1										
Skilled Nursing Facility		1														1										1			
Custodial Care Facility																								1		2	1		
Temporary Lodging							1								1	1							1						1
Psych. Residential		1	1	2		2	1					1	1		3										2				1
On Campus Outpatient Hospital		1			1	2	3		1	3	2		2	1	1	1				1	2			1			1		
Group Home	1	2	2	1	1		2		2			1		1						1	1		1		3	2	3	5	
School	2	5	3	8	4	3	2								1		1	1		1	2		4	6	7	6	6	5	
Homeless Shelter	4		2		3	5	4		4	3	3	3	1	6	2	2	2	1	1	3	3	8	4				3	3	1
Assisted Living Facility	4	4	1	4	1	3	2	1	1	1	3	2	8	2	2	8	2	6	1	1	3	3		3	1	8	3	2	
Unassigned	3	5	3	1	7	4	5	3	4	2	1		4	3	2	9	7	3	2	1	2	2	2	3	5	3	4	4	
Inpatient Hospital	5	2	5	4	5	1	4	1	7	1	4	1	3	3	8	3	2	4	5	10	6	4	4	3	2	6	1	7	
Inpatient Psychiatric Facility	3	4	6	4	6	5	3	5	5	7	5	4	7	1	6	10	5	7	5	5	4	5	10	10	12	6	11	5	
Prison Correctional Facility	8	13	12	6	6	8	6	10	11	12	10	5	9	17	13	12	6	11	12	10	9	13	9	20	8	15	20	6	
Emergency Room Hospital	23	25	23	22	27	26	23	28	30	17	34	27	28	29	23	26	30	18	18	20	20	20	16	31	20	22	22	18	
Other Place of Service	34	47	42	22	42	37	17	39	35	40	22	19	47	22	27	41	35	13	22	41	35	22	42	41	55	57	21	22	
Home	46	54	45	46	42	44	64	64	52	48	32	52	47	44	40	39	47	36	23	47	42	48	42	39	45	47	52	44	
Telehealth	81	72	69	78	49	57	54	63	83	69	80	59	69	66	57	65	77	45	38	70	73	75	56	43	80	71	69	65	
Office	146	136	126	156	135	115	123	112	152	128	141	145	140	110	112	129	116	132	92	144	112	151	126	125	139	122	175	168	

Place of Service -Investigations, percent of total by week



	2024 week 20	2024 week 21	2024 week 22	2024 week 23	2024 week 24	2024 week 25	2024 week 26	2024 week 27	2024 week 28	2024 week 29	2024 week 30	2024 week 31	2024 week 32	2024 week 33	2024 week 34	2024 week 35	2024 week 36	2024 week 37	2024 week 38	2024 week 39	2024 week 40	2024 week 41	2024 week 42	2024 week 43	2024 week 44	2024 week 45	2024 week 46	2024 week 47	
Nursing Facility																													1
Non residential Substance Abuse Treatment Facility																													1
Urgent Care Facility					1																								
Hospice			1																										
School			1																					1					
Homeless Shelter	1								1								1												
Community Mental Health Center															1							2							
Residential SUD		1															1			1									
Skilled Nursing Facility		1									1			1														1	
Custodial Care Facility																								1		2	1		
Psych. Residential	1		1					1				1	1		3													1	
On Campus Outpatient Hospital		1			1	1	2		1	2	2	1	2	1		1				1	1					1			
Office		3	1	2	2		3		1	1		2		1		1	2	2	1		2		1	1					
Assisted Living Facility	3	1		2	1			2	3				4	2				4			1			1	1	1	2		1
Unassigned	1	1	1	1			2	1	2	1			2	1	1	4	3	2	1	1			1			2	1		2
Telehealth	1	1	2	1	4	3		2	2	2	1	1	1	2			2	1		2		2		1	2	1			
Group Home	1	1	2	2	2		1		2	1		2	1	4		3	2			3		1	5	1	4	1	1		
Other Place of Service	10	7	3	5	4	1	2	3	6	3	1	2	4	4	3	3	1		2	2	3	2	6	5	3	6	4	5	
Inpatient Hospital	5	4	7	7	10	5	7	4	6	2	5	5	3	6	9	6	4	4	6	11	7	5	8	5	5	7	1	8	
Inpatient Psychiatric Facility	3	8	10	11	6	7	5	7	9	8	13	8	7	6	6	16	9	12	6	9	9	7	14	13	11	10	14	9	
Prison Correctional Facility	16	15	19	14	9	15	12	14	16	15	12	14	10	16	19	11	8	16	12	13	13	20	13	19	11	16	22	14	
Home	18	15	19	19	19	19	23	20	24	11	18	14	22	20	14	11	16	18	16	21	17	15	18	10	9	18	16	19	
Emergency Room Hospital	27	28	37	32	35	32	27	28	37	24	36	36	28	30	30	28	36	26	20	25	23	42	30	32	26	27	29	24	

North Sound BH ASO Walkaway Chart 05/12/24 to 11/23/24



	2023 Week 11	2023 Week 13	2023 Week 15	2023 Week 17	2023 Week 19	2023 Week 20	2023 Week 22	2023 Week 24	2023 Week 27	2023 Week 28	2023 Week 29	2023 Week 30	2023 Week 35	2023 Week 36	2023 Week 43	2023 Week 47	2023 Week 48	2023 Week 49	2023 Week 51	2024 Week 03	2024 Week 08	2024 Week 12	2024 Week 15	2024 Week 21	2024 Week 24	2024 Week 25	2024 Week 30	2024 Week 36	2024 Week 37	2024 Week 42	2024 Week 43
Cascade Valley							2			1	1									1									1		
Cascade Valley Hospital		1					1		2					1					1												
Evergreen Monroe																													1		
Island Co Jail																				1											
Island Hospital		1					2			1	1												1	1							
N/A San Juan Jail																									1						
Peace Health																									1						1
Peace Island Medical															1																
Skagit Valley	1															2	2	1													
St Joes							1															1									
St Joseph																							1								
St. Joes				1				1																							
St. Joes, Peace Health												1																			
St. Josephs			1			1																								1	
St. Joseph's Hospital	1																														
United General					1				1										1							1					
Whidbey Medical Center													1																		
Whidby Health																											1				