



# Board of Directors

## Meeting Agenda

February 8<sup>th</sup>, 2024

**Board of Directors Members Present  
in Person:**

**Members Present via MS Teams:**

**North Sound Behavioral Health  
Administrative Services Organization  
(North Sound BH-ASO) Staff Present:**

**Guests Present:**

- 1. Call to Order and Introductions** – Chair
- 2. Tribal Acknowledgement** – Chair  
[Tribal Behavioral Health | North Sound BH-ASO \(nsbhaso.org\)](https://www.nsbhaso.org)
- 3. Revisions to the Agenda** – Chair
- 4. Approval of the January 11th, 2024, Minutes, Motion #24-05** – Chair.....  
Attachment
- 5. Comments & Announcements from the Chair**
- 6. Reports from Members**
- 7. Comments from the Public**
- 8. Report from the Advisory Board** ..... Attachment
- 9. Report from the Finance Officer** ..... Attachments
- 10. Report from the Governance Operations Committee**

*All matters listed with the Consent Agenda have been distributed to each Member for reading and study, are considered to be routine, and will be enacted by one action of the Board of Directors with no separate discussion. If separate discussion is desired, the item may be removed from the Consent Agenda and placed on the Regular Agenda by request of a member.*

**Motion #24-06**

- To review and approve the North Sound Behavioral Health Administrative Services Organization claims paid from January 1, 2024, through January 31, 2024, in the amount of \$5,887,585.13.
- Payroll for the month of January in the amount of \$196,921.90 and associated employer benefits in the amount of \$95,364.24.

**11. Action Items**

**For Board Approval**

**Community Behavioral Health Rental Assistance - Proviso 86 Program Enhancement Funding**

- The Proviso 86 funding was a competitive process with Health Care Authority (HCA) to provide funding for individuals involved in the criminal justice system who need behavioral health services and/or housing. The North Sound BH-ASO will receive \$739,000 annually for this project.
- HCA requested the ASO provide a match for the Proviso 86 funding, there was no indication of the level of match, we provided 33%, consistent with federal match requirements. Due to the funding requests coming in above the \$739,000 we used the match to increase two of the providers for equity in the allocations.
- The amendments below are allocating the funds to our Community Behavioral Health Rental Assistance Programs.
  - The allocations are as follows:
    - Snohomish County-Bridgeways \$161,000
    - Snohomish County-Compass Health-\$150,000
    - Island, Snohomish, Skagit & Whatcom County-Pioneer Human Services-\$61,000 + North Sound BH-ASO General Funds-State 33% match of \$121,935
    - Whatcom & Skagit County-Lifeline Connections-\$61,000 + North Sound BH-ASO General Funds-State 33% match of \$121,935
    - Whatcom County-Lake Whatcom Center-\$150,000
    - Whatcom County-Opportunity Council-\$156,000

**Motion #24-07**

- NS BH-ASO-Bridgeways-CBRA-23 Amendment 1 for the purpose of adding Proviso 86 funds to the CBRA rental assistance in Snohomish County. The contract term is July 1, 2023, through June 30, 2024, with an automatic one-year renewal on July 1, 2024, based on continued compliance with the terms of the contract.
- NS BH-ASO-Compass Health-CBRA-23 Amendment 1 for the purpose of adding Proviso 86 funds to the CBRA rental assistance in Snohomish County. The contract term is July 1, 2023, through June 30, 2024, with an automatic one-year renewal on July 1, 2024, based on continued compliance with the terms of the contract.

- NS BH-ASO-Lifeline Connections-CBRA-23 Amendment 1 for the purpose of adding Proviso 86 funds to the CBRA rental assistance in Skagit and Whatcom County. The contract term is July 1, 2023, through June 30, 2024, with an automatic one-year renewal on July 1, 2024, based on continued compliance with the terms of the contract.
- NS BH-ASO-Lake Whatcom Center-CBRA-23 Amendment 1 for the purpose of adding Proviso 86 funds to the CBRA rental assistance in Whatcom County. The contract term is July 1, 2023, through June 30, 2024, with an automatic one-year renewal on July 1, 2024, based on continued compliance with the terms of the contract.
- NS BH-ASO-Pioneer Human Services-CBRA-23 Amendment 1 for the purpose of adding Proviso 86 funds to the CBRA rental assistance in Island, Skagit, Snohomish, and Whatcom County. The contract term is July 1, 2023, through June 30, 2024, with an automatic one-year renewal on July 1, 2024, based on continued compliance with the terms of the contract.

**12. Introduction Items**

**Didgwalic Wellness Center**

Didgwalic Wellness Center was the successful bidder for the expansion of Medication Assisted Treatment (MAT) in Skagit County, specifically east county. This service will be available to all individuals regardless of their ability to pay. Didgwalic will bill Medicaid, Indian Health providers and private insurance.

Motion# (next month)

**City of Mount Vernon Co-Responder Program**

We will be providing an additional \$40,000 in funding, \$20,000 is a carryover from their previous contract cycle and \$20,000 in ongoing costs for an increase in wages for this contract period.

Motion# (next month)

**13. Report from the Executive Director ..... Attachments**

**14. Adjourn**

*Next Meeting: March 14<sup>th</sup>, 2024*



# Board of Directors

## Meeting Minutes

January 11<sup>th</sup>, 2024

### Board of Directors Members Present in Person:

- o **Barry Buchanan**, County Council; Whatcom County
- o **Peter Browning**, Commissioner; Skagit County, North Sound BH-ASO Board Chair
- o **Jill Johnson**, Commissioner, Island County
- o **Cammy Hart-Anderson**, Human Services, Designated Alternate for Dave Somers, County Executive; Snohomish County
- o **George Kosovich**, Public Health, Designated Alternate for Peter Browning, Commissioner; Skagit County

### Members Present via MS Teams:

- **Cynthia Foley**, Sr. Legislative Analyst, Designated Alternate for Strom Peterson, County Council; Snohomish County
- **Nicole Gorle**, Legislative Analyst, Designated Alternate for Nate Nehring, County Council; Snohomish County
- **Jami Mitchell**, Human Services Manager, Designated Alternate for Jane Fuller, County Council; Snohomish County
- **Darcy Cheesman**, Legislative Aid, Designated Alternate for Sam Low, County Council; Snohomish County
- **Perry Mowery**, Behavioral Health Supervisor, Designated Alternate to Satpal Sidhu, County Executive; Whatcom County
- **Pat O'Maley Lanphear**, 2023 Advisory Board Chair
- **Kara Allen**, 2024 Advisory Board Chair

### North Sound Behavioral Health Administrative Services Organization (North Sound BH-ASO) Staff Present:

- JanRose Ottaway-Martin, Executive Director
- Margaret Rojas, Assistant Executive Director
- Darrell Heiner, Senior Accountant
- Kimberly Nakatani, Accountant
- Maria Arreola, Senior Admin Assistant
- Joanie Wenzl, Administrative Manager, Clerk of the Board

### Guests Present:

None

### **Call to Order and Introductions – Chair**

The chair called the meeting to order and asked the board members to introduce themselves.

### **Tribal Acknowledgement – Chair**

[Tribal Behavioral Health | North Sound BH-ASO \(nsbhaso.org\)](https://www.nsbhaso.org)

The Chair read the Tribal Acknowledgement.

### **Revisions to the Agenda – Chair**

There were no revisions to the agenda.

**Approval of the December 14th, 2023, Minutes, Motion #24-01** Chair: Attachment Cammy Hart-Anderson moved the motion for approval, Peter Browning seconded, all in favor, none opposed, no abstentions, motion #24-01 carried.

### **Comments & Announcements from the Chair**

The Chair (Barry Buchanan) said a Board Retreat was discussed during the Governance and Operations Meeting. He noted that it would be for the Board Members and County Coordinators. There will be more information to come, he added.

### **Reports from Members**

Members gave updates from their respective counties regarding current behavioral health happenings.

### **Comments from the Public**

There were no comments from the public.

### **Report from the Advisory Board**

Pat O'Maley Lanphear introduced Kara Allen, the new Advisory Board Chair for 2024.

Kara gave the report from the Advisory Board that met on January 2<sup>nd</sup>.

The topics included:

- Advisory Board Legislative Forum
- ASO Contracts Presentation
- AB Legislative Involvement
- ASO Executive Director's Report
- Expenditures

The Board Chair welcomed the new Advisory Board Chair. There was discussion about the open seats on the Advisory Board. Kara will forward information to JanRose regarding the details on the openings for each county.

### **Report from the Finance Officer**

Margaret gave the Report from the Finance Officer. Questions and answers followed.

## Report from the Governance Operations Committee

*All matters listed with the Consent Agenda have been distributed to each Member for reading and study, are considered to be routine, and will be enacted by one action of the Board of Directors with no separate discussion. If separate discussion is desired, the item may be removed from the Consent Agenda and placed on the Regular Agenda by request of a Member.*

### **Motion #24-02**

- To review and approve the North Sound Behavioral Health Administrative Services Organization claims paid from December 1, 2023, through December 31, 2023, in the amount of \$2,586,277.49.
- Payroll for the month of December in the amount of \$185,483.10 and associated employer benefits in the amount of \$89,438.72.

Peter Browning moved the motion for approval, Cammy Hart-Anderson seconded, all in favor, none opposed, no abstentions, motion #24-02 carried.

\*\*\*

## Action Items

### **For Board Approval**

### **Recovery Navigator Program (RNP)**

North Sound holds a large reserve of RNP funds. We have reached out to our RNP providers to inquire whether they can use one-time funding for the programs. We have received requests from all five programs and are amending the contracts to add the six-month allocations of their requests. These funds will be renewed until the reserve is depleted.

The funding will be renewed every 6 months until it is spent down, to date we have approximately \$3,000,000 in reserves. The providers have requested a total of \$2,915,000.00.

- Island County - 6-month allocation \$92,500.00
- San Juan County (Compass Health) - 6-month allocation \$125,000.00
- Skagit County (Community Action of Skagit County) – 6-month allocation \$55,000.00
- Snohomish County – 6-month allocation \$93,500.00
- Whatcom County – 6-month allocation \$154,000.00

### **Motion #24-03**

- North Sound BH-ASO-Island County-RNP-23 Amendment 1 for the provision of adding reserve funds to enhance RNP services in Island County. The contract term is July 1, 2023, through June 20, 2024, with an automatic one-year renewal on July 1, 2024, based on continued compliance with the terms of the contract.
- North Sound BH-ASO-Community Action of Skagit County-RNP-23 Amendment 1 for the provision of adding reserve funds to enhance RNP services in Skagit County. The contract term is July 1,

2023, through June 20, 2024, with an automatic one-year renewal on July 1, 2024, based on continued compliance with the terms of the contract.

- North Sound BH-ASO-Compass Health-RNP-23 Amendment 1 for the provision of adding reserve funds to enhance RNP services in San Juan County. The contract term is July 1, 2023, through June 20, 2024, with an automatic one-year renewal on July 1, 2024, based on continued compliance with the terms of the contract.
- North Sound BH-ASO-Whatcom County-RNP-23 Amendment 1 for the provision of adding reserve funds to enhance RNP services in Whatcom County. The contract term is July 1, 2023, through June 20, 2024, with an automatic one-year renewal on July 1, 2024, based on continued compliance with the terms of the contract.
- North Sound BH-ASO-Snohomish County-RNP-23 Amendment 1 for the provision of adding reserve funds to enhance RNP services in Snohomish County. The contract term is January 1, 2023, through December 31, 2023, with an automatic one-year renewal on January 1, 2024, based on continued compliance with the terms of the contract.

Jill Johnson moved the motion for approval, Cammy Hart-Anderson seconded, all in favor, none opposed, no abstentions, motion #24-03 carried.

\*\*\*

## **Personnel**

At the December Board of Directors meeting a 4% COLA was approved for employees as part of the annual administrative budget. The Executive Director position serves at the will of the Board which requires a separate motion to approve the 4% COLA for the position.

## **Motion #24-04**

- Approve a 4% COLA for the Executive Director position with an effective date of January 1, 2024.

Cammy Hart-Anderson moved the motion for approval, Jill Johnson seconded, all in favor, no abstentions, motion #24-04 carried.

It was requested that the ASO research as to why the Executive Director's COLA is a separate motion from the rest of the ASO Staffs' COLA.

\*\*\*

## **Introduction Items**

### **Community Behavioral Health Rental Assistance - Proviso 86 Program Enhancement Funding**

- The Proviso 86 funding was a competitive process with Health Care Authority (HCA) to provide funding for individuals involved in the criminal justice system who need behavioral health services and/or housing. The North Sound BH-ASO will receive \$739,000 annually for this project.
- HCA requested the ASO provide a match for the Proviso 86 funding, there was no indication of the level of match, we provided 33%, consistent with federal match requirements. Due to the funding requests coming in above the \$739,000 we used the match to increase two of the providers for equity in the allocations.

- The amendments below are allocating the funds to our Community Behavioral Health Rental Assistance Programs.
  - The allocations are as follows:
    - Snohomish County-Bridgeways \$161,000
    - Snohomish County-Compass Health-\$150,000
    - Island, Snohomish, Skagit & Whatcom County-Pioneer Human Services-\$61,000 + North Sound BH-ASO General Funds-State 33% match of \$121,935
    - Whatcom & Skagit County-Lifeline Connections-\$61,000 + North Sound BH-ASO General Funds-State 33% match of \$121,935
    - Whatcom County-Lake Whatcom Center-\$150,000
    - Whatcom County-Opportunity Council-\$156,000

Motion# (next month)

- NS BH-ASO-Bridgeways-CBRA-23 Amendment 1 for the purpose of adding Proviso 86 funds to the CBRA rental assistance in Snohomish County. The contract term is July 1, 2023, through June 30, 2024, with an automatic one-year renewal on July 1, 2024, based on continued compliance with the terms of the contract.
- NS BH-ASO-Compass Health-CBRA-23 Amendment 1 for the purpose of adding Proviso 86 funds to the CBRA rental assistance in Snohomish County. The contract term is July 1, 2023, through June 30, 2024, with an automatic one-year renewal on July 1, 2024, based on continued compliance with the terms of the contract.
- NS BH-ASO-Lifeline Connections-CBRA-23 Amendment 1 for the purpose of adding Proviso 86 funds to the CBRA rental assistance in Skagit and Whatcom County. The contract term is July 1, 2023, through June 30, 2024, with an automatic one-year renewal on July 1, 2024, based on continued compliance with the terms of the contract.
- NS BH-ASO-Lake Whatcom Center-CBRA-23 Amendment 1 for the purpose of adding Proviso 86 funds to the CBRA rental assistance in Whatcom County. The contract term is July 1, 2023, through June 30, 2024, with an automatic one-year renewal on July 1, 2024, based on continued compliance with the terms of the contract.
- NS BH-ASO-Pioneer Human Services-CBRA-23 Amendment 1 for the purpose of adding Proviso 86 funds to the CBRA rental assistance in Island, Skagit, Snohomish, and Whatcom County. The contract term is July 1, 2023, through June 30, 2024, with an automatic one-year renewal on July 1, 2024, based on continued compliance with the terms of the contract.

## Report from the Executive Director

JanRose Ottaway-Martin gave the report from the Executive Director which included the following topics:

- Weekly Crisis Metrics Report
- Skagit County Prosecuting Attorney's Office

**Adjourn** 2:15 p.m.

*Next Meeting:* February 8<sup>th</sup>, 2024





## Advisory Board Brief

February 7, 2024

The Advisory Board met on February 6, and the following items were discussed:

### — Advisory Board

- **Pre-Meeting:** Lisa Hudspeth, Contracts Manager and Margaret Rojas, Assistant Director provided a detailed presentation covering the North Sound ASO contracts.
- Advisory Board legislative Forum date has been confirmed for September 19, 2024 at McIntyre Hall in Mount Vernon. The time will be determined when the Ad Hoc Committee will meet for the first time.
- Brad Banks, ASO Lobbyist provided bills of support and feedback regarding the legislative forum.
- 2024 pre-meeting trainings and site visits were reviewed.
- Members discussed recruitment needs. Members will look into what the meaning of Lived Experience is. The board is currently meeting the 51% with lived experience. The board is currently seeking young adults and more culture diversity.

### — Executive Director

- The Executive Director provided a report.
- The Action Items were passed and recommended to the Board of Directors.

### — Finance/Executive Committee

- The January Expenditures were passed and recommended to the Board of Directors for approval.

# North Sound Behavioral Health Administrative Services Organization February 8th, 2024, Board of Directors Financial Notes

## HIGHLIGHTS

1. The Budget to Actuals revenue is looking pretty good. Revenues are ahead of budget due mainly to some new Proviso funding and some six-month proviso payments. The Crisis Services appears to be slightly increasing with most of the variance due to late billings received in January, most of the other negative variances are due to mostly to late billings. The bottom line shows our expenses running over budget by \$503,092.
2. The Revenue and Expense statement looks good at the end of January showing an income of \$2,609,003 mainly due to receiving new Proviso dollars and six-month proviso funds. The SABG and MHBG negative fund balances have decreased significantly. Our revenues are covering our expenses. I am currently working on the 12/31/23 R&E and will be updating all of the fund balances.
3. The one thing to note is the Medicaid fund balance, I will be adjusting it once I have finished the 12/31/23 R&E but am estimating that I will have to cover about \$1,000,000 of Medicaid shortfall with GFS funds. Going forward we are going to follow the six-month reconciliation process to avoid this situation.

## NOTES

1. We are presenting the financial statements for January 2024 for the Behavioral Health Administrative Services Organization (ASO).
2. These monthly statements are prepared for the Board's use only. They provide a snapshot of expenses and revenue for a single calendar month compared with a hypothetical "year to date" projection. However, neither revenues nor expenditures occur on an equal 1/12 amount each month.
3. The North Sound BH-ASO adopts "calendar year" budgets, but the allocations from the state are done on a state fiscal year basis [with adjustments every 6 months]. The exceptions are Federal Block Grant Funds which are allocated for the entire fiscal year.
4. Revenues and expenses are managed independently within each of the major fund categories: Medicaid, State General Fund, Mental Health Block Grant, Substance Abuse Block Grant, and SAMHSA [a direct grant we receive from the federal government for our rural Medication Assistance Treatment program].

5. Within 'State General Funds', allocations are further subdivided between general state funds, and the multiple "Proviso" funds allocated for specific services.

6. We have added two new lines at the bottom of the "Revenue and Expense" tab which shows the beginning and ending fund balance within each fund category for the state fiscal year. I also added some additional lines at the bottom to show the Net Income from Operations before the transfer of funds to the BHO.

7. The Budget to Actuals statement includes notes on areas where there is a variance between the hypothetical year to date budget and actual revenues and expenditures. I also added additional lines at the bottom to show the transfer of funds separate from the normal operations.

**NORTH SOUND BEHAVIORAL HEALTH ADMINISTRATIVE SERVICE ORGANIZATION  
PRELIMINARY REVENUE and EXPENSE STATEMENT for JANUARY 2024\*  
BUDGET TO ACTUALS**

<u>REVENUES</u>	<b>2024 Budget</b>	<b>YTD 2024 Budget</b>	<b>YTD 2024 Actual</b>	<b>Variance Favorable (Unfavorable)</b>
Intergovernmental Revenues				
HRSA	\$ 222,222	18,519	0	(18,519)
MHBG	2,782,396	231,866	338,876	107,010
SABG	3,783,126	315,260	629,398	314,138
State Funds	34,260,149	2,855,012	5,879,452	3,024,440
Medicaid (MCO)	10,700,043	891,670	602,566	(289,104)
Total Intergovernmental Revenues	51,747,936	4,312,328	7,450,293	3,137,965
Misc. Revenue **	0	0	0	-
Interest Revenue	310,444	25,870	0	(25,870)
<b>TOTAL REVENUES</b>	<b>\$ 52,058,380</b>	<b>\$ 4,338,198</b>	<b>\$ 7,450,293</b>	<b>\$ 3,112,094</b>

**EXPENDITURES**

Inpatient Treatment	\$ 1,400,000	116,667	\$ 42,672	73,995
ITA Judicial	2,924,898	243,742	(11,203)	254,945
Crisis Services	17,467,380	1,455,615	2,162,223	(706,608) A late billi
Crisis Teams - Children & Youth	2,034,097	169,508	64,175	105,333
Co-Responder	2,060,000	171,667	111,674	59,993
MH Crisis Stabilization	1,550,000	129,167	63,390	65,777
E&T Services	941,148	78,429	19,344	59,085
E&T Discharge Planner	229,794	19,150	49,585	(30,435) Some back
Jail Services	367,536	30,628	31,779	(1,151)
PACT Services	1,032,564	86,047	140,859	(54,812) Extra old p
Assisted Outpatient Treatment	1,139,838	94,987	0	94,987
Trueblood	223,944	18,662	25,642	(6,980)
BH Enhancement Funds	779,188	64,932	12,250	52,682
HOST	1,239,966	103,331	103,331	-
Peer Bridger	303,529	25,294	25,220	74
MHBG Expenditures ***	1,168,699	97,392	34,847	62,544
HARPS Housing	817,376	68,115	152,010	(83,895)
DOC Housing	1,501,830	125,153	201,885	(76,733)
DMA County Contracts	581,292	48,441	56,011	(7,570)
Recovery Navigator	2,541,340	211,778	429,219	(217,441) Some late
Opiate Dependency Outreach	816,632	68,053	67,907	146
PPW Housing Support Services	400,000	33,333	12,521	20,812
SABG Expenditures ****	1,129,248	94,104	12,987	81,117
Withdrawal Management	2,083,993	173,666	395,896	(222,230) Pioneer pr
HRSA	200,944	16,745	49,516	(32,771)
Juvenile Drug Court	139,800	11,650	13,143	(1,493)
Other MH Services *****	938,008	78,167	148,108	(69,941)
Other SUD Services	943,722	78,644	65,544	13,100
Advisory Board	19,996	1,666	3	1,663
Subtotal - Services	46,976,762	3,914,730	4,480,537	(565,807)
Administration	5,081,618	423,468	360,753	62,716
<b>TOTAL EXPENDITURES</b>	<b>\$ 52,058,380</b>	<b>\$ 4,338,198</b>	<b>\$ 4,841,290</b>	<b>\$ (503,092)</b>

Excess of Revenues Over (Under) Expenditure. \$ 2,609,003

\* THIS IS AN UNAUDITED STATEMENT

\* Medicaid and State revenue are paid in advance. MHBG, SABG and SAMHSA revenue are paid on an expense reimbursement method. Expenses are recognized when the bill is received.

\*\* Room Rental Fees, Tribal Conference, Salish Contract

\*\*\* Includes COVID, PATH and other FBG services. Does not include Crisis or E&T

\*\*\*\* Includes Peer Pathfinder and other SABG expenses. Does not include Crisis

\*\*\*\*\* Includes CORS, FYSPT, Outpatient Services, PATH match

**NORTH SOUND BEHAVIORAL HEALTH ADMINISTRATIVE SERVICE ORGANIZATION  
PRELIMINARY REVENUE and EXPENSE STATEMENT for JANUARY 2024\***

<u>REVENUES</u>	YTD 2024 Totals	YTD 2024 Medicaid	YTD 2024 State	YTD 2024 MHBG	YTD 2024 SABG	YTD 2024 HRSA
Intergovernmental Revenues						
HRSA	0					-
MHBG	338,876			338,876		
SABG	629,398				629,398	
State Funds	5,879,452		5,879,452			
Medicaid (MCO)	602,566	602,566				
Total Intergovernmental Revenues	7,450,293	602,566	5,879,452	338,876	629,398	0
Misc. Revenue **	0		0			
Interest Revenue	0		0			
<b>TOTAL REVENUES</b>	\$ 7,450,293	\$ 602,566	\$ 5,879,452	\$ 338,876	\$ 629,398	\$ -

<u>EXPENDITURES</u>						
Inpatient Treatment	\$ 42,672		\$ 42,672			
ITA Judicial	(11,203)		(11,203)			
Crisis Services	2,162,223	1,165,573	996,651		0	
Crisis Teams - Children & Youth	64,175		64,175			
Co-Responder	111,674		0	54,723	56,951	
MH Crisis Stabilization	63,390		0	63,390		
E&T Services	19,344		19,344			
E&T Discharge Planner	49,585		49,585			
Jail Services	31,779		31,779			
PACT Services	140,859		140,859			
Assisted Outpatient Treatment	0		0			
Trueblood	25,642		25,642			
BH Enhancement Funds	12,250		12,250			
HOST	103,331		103,331			
Peer Bridger	25,220			25,220		
MHBG Expenditures ***	34,847			34,847		
HARPS Housing	152,010		152,010			
DOC Housing	201,885		201,885			
DMA County Contracts	56,011		56,011			
Recovery Navigator	429,219		429,219			
Opiate Dependency Outreach	67,907				67,907	
PPW Housing Support Services	12,521				12,521	
SABG Expenditures ****	12,987				12,987	
Withdrawal Management	395,896		286,103		109,793	
HRSA	49,516					49,516
Juvenile Drug Court	13,143		13,143			
Other MH Services *****	148,108		148,108			
Other SUD Services	65,544		65,544			
Advisory Board	3		3			
Subtotal - Services	4,480,537	1,165,573	2,827,110	178,180	260,159	49,516
Administration	360,753	93,847	262,919			3,987
<b>TOTAL EXPENDITURES</b>	\$ 4,841,290	\$ 1,259,419	\$ 3,090,029	\$ 178,180	\$ 260,159	\$ 53,503
Net Income	\$ 2,609,003	\$ (656,853)	\$ 2,789,423	\$ 160,697	\$ 369,239	\$ (53,503)

Beginning Fund Balance 12/31/23	18,447,793	(378,487)	19,730,208	(194,477)	(595,749)	(113,702)
<b>Ending Fund Balance</b>	<b>21,056,796</b>	<b>(1,035,340)</b>	<b>22,519,631</b>	<b>(33,780)</b>	<b>(226,510)</b>	<b>(167,205)</b>
Flexible GFS balance at 6/30/23			7,605,973			

Note: State Fund Balance also includes Proviso Fund Balances which are designated for specific expenditures

\* THIS IS AN UNAUDITED STATEMENT

\* Medicaid and State revenue are paid in advance. MHBG, SABG and SAMHSA revenue are paid on an expense reimbursement method. Expenses are recognized when the bill is received.

\*\* Room Rental Fees, Tribal Conference, Salish Contract

\*\*\* Includes COVID, PATH and other FBG services. Does not include Crisis or E&T

\*\*\*\* Includes Peer Pathfinder and other SABG expenses. Does not include Crisis

\*\*\*\*\* Includes CORS, FYSPT, Outpatient Services, PATH match

NORTH SOUND BH-ASO

Warrants Paid  
January 2024

Type	Date	Num	Name	Amount
Bill Pmt -Check	01/05/2024	574363	A-1 Mobile Lock & Key	-149.33
Bill Pmt -Check	01/05/2024	574370	American Behavioral Health Systems, I	-2,814.30
Bill Pmt -Check	01/05/2024	574393	Bellard, Bret MD	-630.00
Bill Pmt -Check	01/05/2024	574395	Brigid Collins	-12,626.85
Bill Pmt -Check	01/05/2024	574399	Buri Funston Mumford Furlong	-2,265.00
Bill Pmt -Check	01/05/2024	574406	Catholic Community Services	-12,068.13
Bill Pmt -Check	01/05/2024	574407	CDW-G	-2,979.64
Bill Pmt -Check	01/05/2024	574417	Commercial Alarm and Detection Inc	-2,558.98
Bill Pmt -Check	01/05/2024	574418	Community Action of Skagit Co	-70,239.32
Bill Pmt -Check	01/05/2024	574419	Compass Health	-124,200.52
Bill Pmt -Check	01/05/2024	574421	Conquer	-229,571.00
Bill Pmt -Check	01/05/2024	574422	Consejo Counseling	-5,733.24
Bill Pmt -Check	01/05/2024	574677	Culligan NW	-22.13
Bill Pmt -Check	01/05/2024	574448	Evergreen Recovery	-8,518.88
Bill Pmt -Check	01/05/2024	574385	Fairfax Hospital	-23,505.57
Bill Pmt -Check	01/05/2024	574487	Island County Human Services	-93,679.01
Bill Pmt -Check	01/05/2024	574511	King County BHO	-185,297.32
Bill Pmt -Check	01/05/2024	574522	Lifeline Connections	-273,466.84
Bill Pmt -Check	01/05/2024	574532	McAuley, Michael T	-239.75
Bill Pmt -Check	01/05/2024	574557	Morr Consulting	-650.00
Bill Pmt -Check	01/05/2024	574543	NSBHO-FSA	-35,000.00
Bill Pmt -Check	01/05/2024	574545	NW ESD 189	-24,600.08
Bill Pmt -Check	01/05/2024	574550	Office Depot	-99.68
Bill Pmt -Check	01/05/2024	574552	Opportunity Council	-13,743.22
Bill Pmt -Check	01/05/2024	57456	Pioneer Center	-15,351.94
Bill Pmt -Check	01/05/2024	574566	Pitney Bowes Leasing	-572.59
Bill Pmt -Check	01/05/2024	574598	Sea Mar	-4,630.21
Bill Pmt -Check	01/05/2024	574606	SHI	-296.37
Bill Pmt -Check	01/05/2024	574607	Shred-it	-174.50
Bill Pmt -Check	01/05/2024	574619	Skagit County Public Health	-32,062.35
Bill Pmt -Check	01/05/2024	574632	Snohomish Co Human Services	-178,281.18
Bill Pmt -Check	01/05/2024	574631	Snohomish Co Prosecutor	-121,253.54
Bill Pmt -Check	01/05/2024	574635	SRS Property Management	-23,237.96
Bill Pmt -Check	01/05/2024	574646	Swedish Edmonds	-20,819.90
Bill Pmt -Check	01/05/2024	574650	Telecare Corporation	-100,439.04
Bill Pmt -Check	01/05/2024	574657	Tulalip Tribes	-9,613.80
Bill Pmt -Check	01/05/2024	573566	US Bank	-4,540.39
Bill Pmt -Check	01/05/2024	574669	Volunteers of America	-277,885.86
Bill Pmt -Check	01/05/2024	574636	WA State Auditors Office	-4,398.12
Bill Pmt -Check	01/05/2024	574679	Whatcom County Health Department	-87,241.87
Bill Pmt -Check	01/19/2024	574977	Access	-1,259.89
Bill Pmt -Check	01/19/2024	574997	Bellingham School Dist #501	-132,599.24
Bill Pmt -Check	01/19/2024	575043	Comcast	-228.33
Bill Pmt -Check	01/19/2024	575048	Compass Health	-987,459.51
Bill Pmt -Check	01/19/2024	575050	Consejo Counseling	-13,634.67
Bill Pmt -Check	01/19/2024	575087	Evergreen Recovery	-129,500.26
Bill Pmt -Check	01/19/2024	575098	Firstline Communications (All Phase)	-1,146.30
Bill Pmt -Check	01/19/2024	575099	Frontline Cleaning Services LLC	-800.00
Bill Pmt -Check	01/19/2024	575176	Lake Whatcom Center	-46,378.02
Bill Pmt -Check	01/19/2024	575318	Maharaj-Lewis, Starleen	-225.00
Bill Pmt -Check	01/19/2024	575245	Pioneer Center	-242,847.22
Bill Pmt -Check	01/19/2024	575282	Shred-it	-211.13
Bill Pmt -Check	01/19/2024	575292	Skagit County Clerk	-111,917.93
Bill Pmt -Check	01/19/2024	575247	Skagit Valley Hospital	-2,951.71
Bill Pmt -Check	01/19/2024	575362	Smokey Point Behavioral Hospital	-18,953.28
Bill Pmt -Check	01/19/2024	575312	Snohomish Co Human Services	-445,066.18
Bill Pmt -Check	01/19/2024	575326	T-Mobil	-897.11
Bill Pmt -Check	01/19/2024	575357	Valley Cities Counseling	-3,900.00
Bill Pmt -Check	01/19/2024	575378	Wave Business	-601.20
Bill Pmt -Check	01/26/2024	575465	Catholic Community Services	-12,213.16
Bill Pmt -Check	01/26/2024	575480	Commercial Alarm and Detection Inc	-106.08
Bill Pmt -Check	01/26/2024	575481	Community Action of Skagit Co	-62,101.93
Bill Pmt -Check	01/26/2024	575482	Compass Health	-884,786.99
Bill Pmt -Check	01/26/2024	575484	Consejo Counseling	-14,279.38
Bill Pmt -Check	01/26/2024	575712	Culligan NW	-77.30
Bill Pmt -Check	01/26/2024	575563	Lake Whatcom Center	-28,742.83
Bill Pmt -Check	01/26/2024	575569	Lifeline Connections	-195,491.06
Bill Pmt -Check	01/26/2024	575590	Mount Baker Presbyterian Church	-10,105.06
Bill Pmt -Check	01/26/2024	575597	New Earth Recovery-Recovery Cafe Sk	-24,441.00
Bill Pmt -Check	01/26/2024	575603	NW ESD 189	-7,240.05
Bill Pmt -Check	01/26/2024	575609	Office Depot	-73.28
Bill Pmt -Check	01/26/2024	575623	Pioneer Center	-63,298.28
Bill Pmt -Check	01/26/2024	575625	Providence-Everett	-14,926.78
Bill Pmt -Check	01/26/2024	575670	Snohomish Co Prosecutor	-110,480.56
Bill Pmt -Check	01/26/2024	575682	Telecare Corporation	-32,693.91
Bill Pmt -Check	01/26/2024	575702	Volunteers of America	-276,852.09
Bill Pmt -Check	01/26/2024	575523	Whaley-Sharp, Garrison-Reimb	-140.00
Bill Pmt -Check	01/30/2024	IGT	Skagit County Auditor	-3,500.00
				-5,887,585.13
				-5,887,585.13
				-5,887,585.13

**Weekly Crisis Metrics Report:**

See attached.

**Skagit County PAO:**

Health Care Authority (HCA) legal team, North Sound ASO, Skagit County Prosecuting Attorney's Office and a representative of Skagit County (Peter Browning) will be meeting virtually on February 7, 2024.

**Managed Care Organization (MCO) Contract Negotiations:**

North Sound BHASO is currently meeting with all 5 MCOs to negotiate our 2024 contracts. We are establishing updated PMPM's, attempting to add new CPT codes for new bodies or work, and discussing the reconciliation process with all 5 MCOs.

**Crisis Stabilization Services – Delegation:**

HCA, MCOs, and BHASOs are discussing the delegation of Crisis Stabilization Services including some of the new programs being developed under the 988 initiatives. The original plan was that MCOs and BHASOs would both contract with providers for this body of work, but given the standards and expectations associated with these enhanced teams, and the desire that the BHASOs would provide oversight of these programs meeting their programmatic requirements. North Sound supports this delegation both for programmatic reasons and to simplify administrative burden for the agencies. We are hopeful that a determination will be made soon.

**Behavioral Health Department of Commerce applications:**

Department of Commerce requires applicants who are seeking behavioral health-focused grants to seek a letter of endorsement from North Sound ASO if they are seeking to create a new program in the North Sound region. Our team has started meeting with applicants when we get the request to understand the programs they are hoping to get started as well as understand if that program is bridging a gap in the community.

**Lynnwood Jail and 23 Hour Crisis Facility:**

We met with Recovery International this week to get an update on their facility in Lynnwood. They have indicated that their construction should be finished around April and they are beginning to work on start-up purchases such as furnishing. The legislature had sent funds to help support those efforts to North Sound ASO so we are working with the establish billing protocol. The facility is not yet licensed and likely cannot be until the construction is complete. It is unclear how much current delays at Department of Health could delay their opening.

**Olympic Heritage**

The new facility in King County, Olympic Heritage has experienced several complications during their opening including a lack of coordination with the King County Prosecuting Attorney's Office. Given that the court system is not ready to fully meet the requirements of this facility, the clients who have been discharged to this lower level of care out of Western State Hospital are being transferred back to Western State Hospital any time they need a courtroom proceeding. North Sound ASO has been working with the state and other ASOs to understand overall clinical impact as well as individual impact to the clients. It is unclear when the issues will be fully remedied.

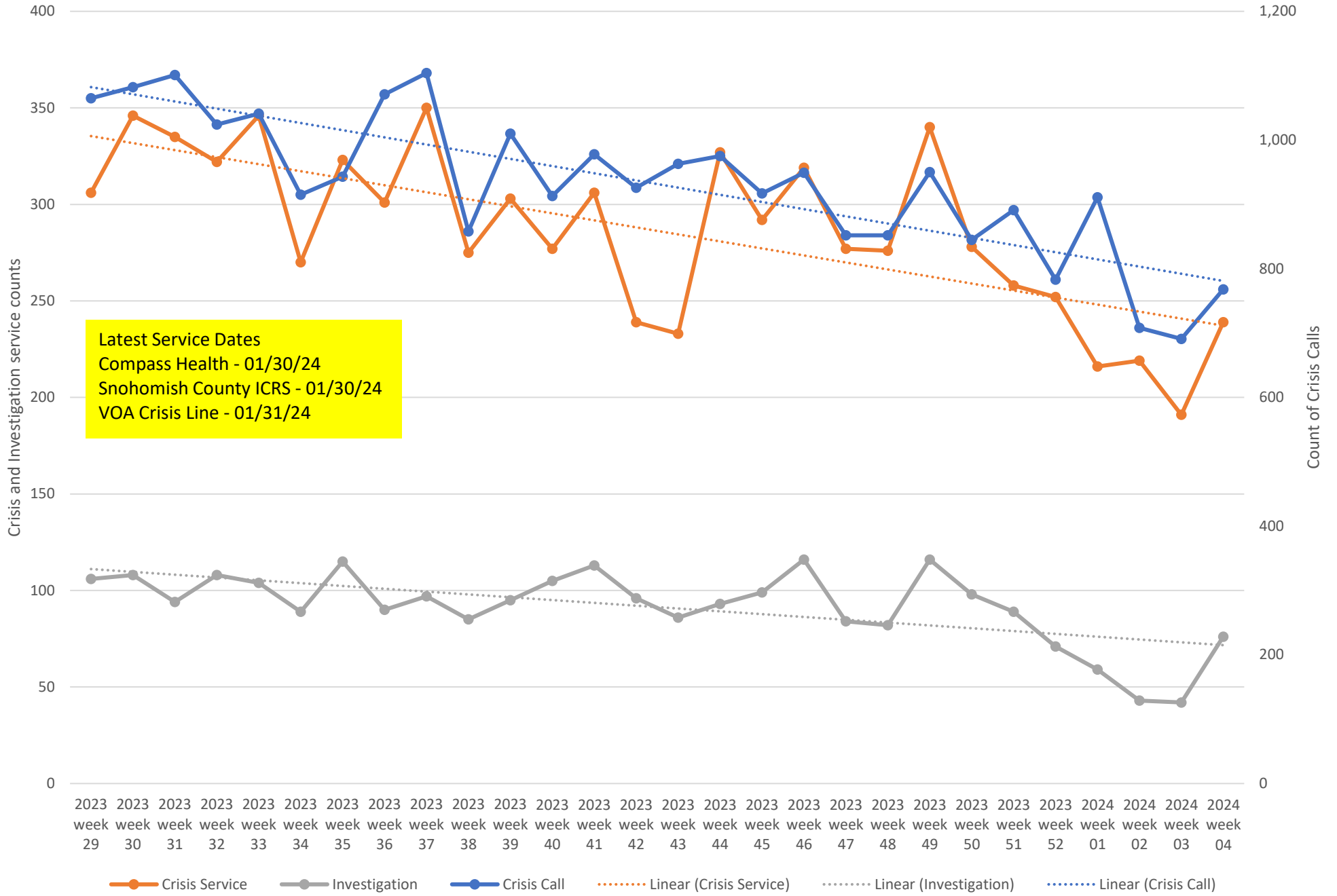




## Weekly Crisis Capacity Indicator Snapshot

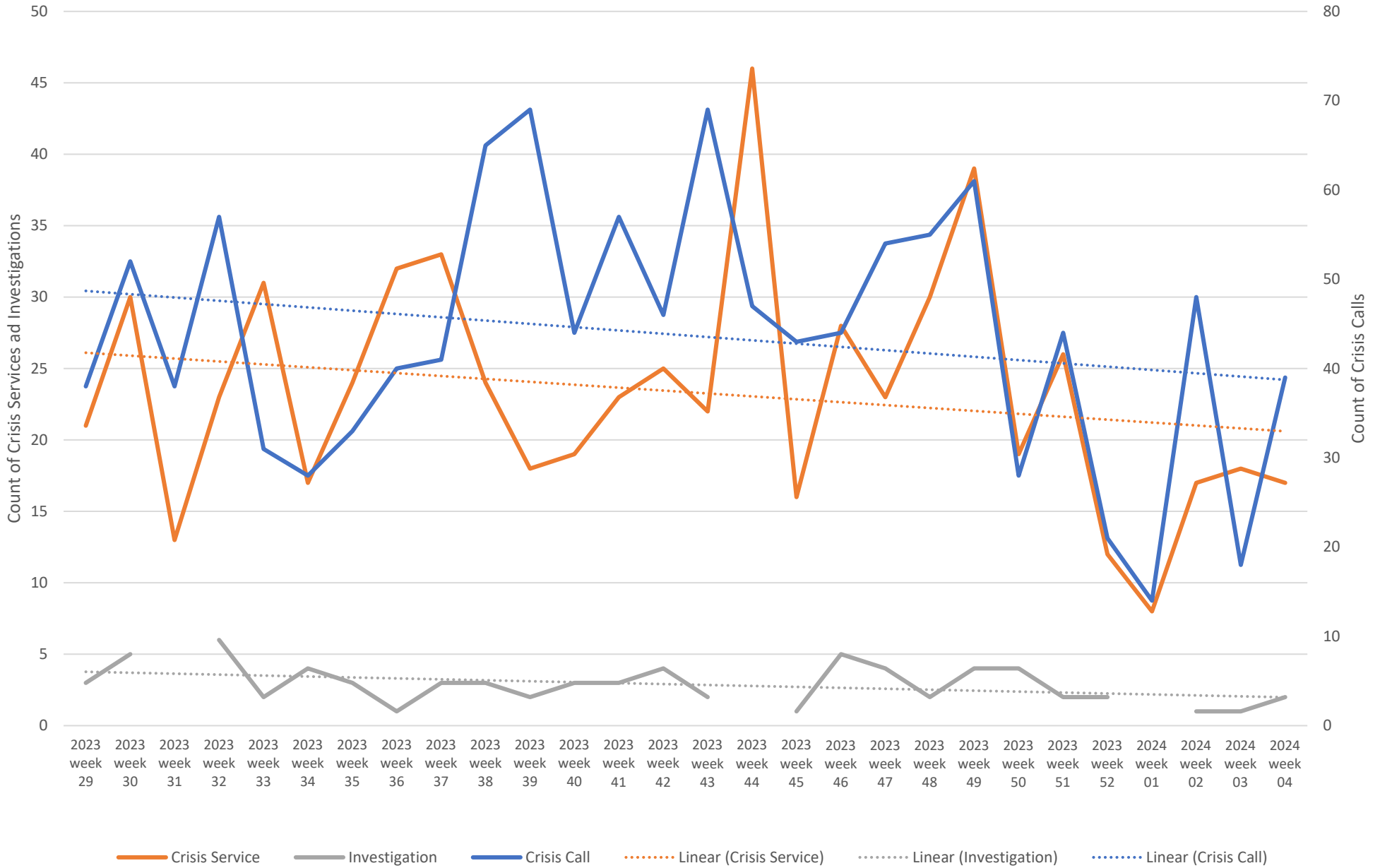
Page 2	Crisis Data - dates 07/16/23 to 01/27/24
Page 3	Crisis Data: Ages 0-17 - dates 07/16/23 to 01/27/24
Page 4	All DCR Dispatches - dates 07/16/23 to 01/27/24
Page 5	Weekly Staff Count - Staff providing Crisis or Investigation services 07/16/23 to 01/27/24
Page 6	Hospital placement locations (Invol and Vol) - No adjustment has been made for timely data - recent weeks likely low
Page 7	Telehealth only, crisis and investigation services from 07/16/23 to 01/27/24
Page 8	Crisis Service Unit Percent - Crisis Service units divided by Crisis units + Investigation units
Page 9	Washington State Indicators of Anxiety or Depression Based on Reported Frequency of Symptoms During Last 7 Days
Page 10	Place of Service -Crisis Services, percent of total by week
Page 11	Place of Service -Investigations, percent of total by week
Page 12	Total Hospitalized Adults - COVID-19 (confirmed or suspected) 7 day average
Page 13	North Sound BH ASO Walkaway Chart 07/16/23 to 01/27/24

### Crisis Data - dates 07/16/23 to 01/27/24

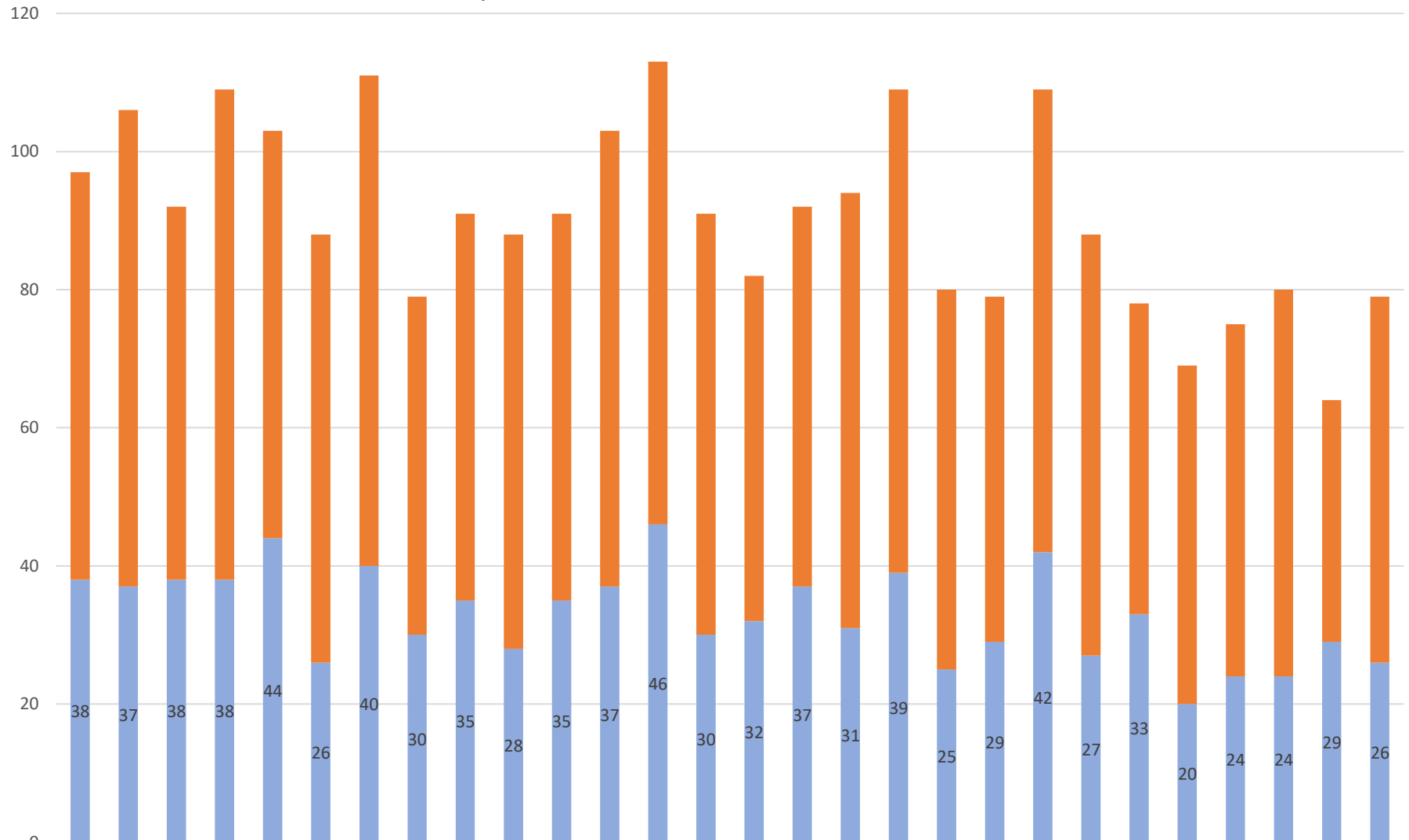


**Latest Service Dates**  
 Compass Health - 01/30/24  
 Snohomish County ICRS - 01/30/24  
 VOA Crisis Line - 01/31/24

### Crisis Data: Ages 0-17 - dates 07/16/23 to 01/27/24

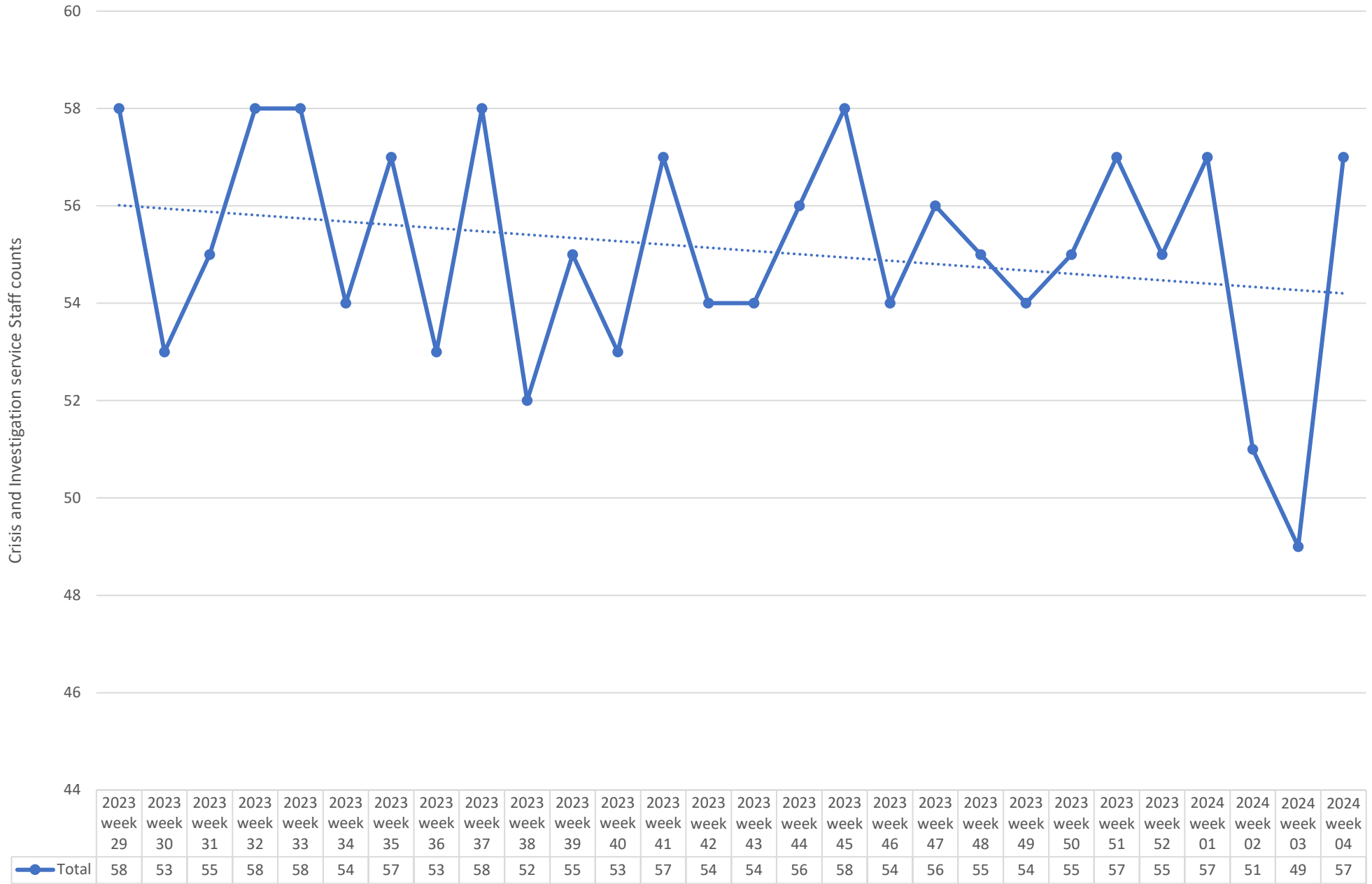


### All DCR Dispatches - dates 07/16/23 to 01/27/24



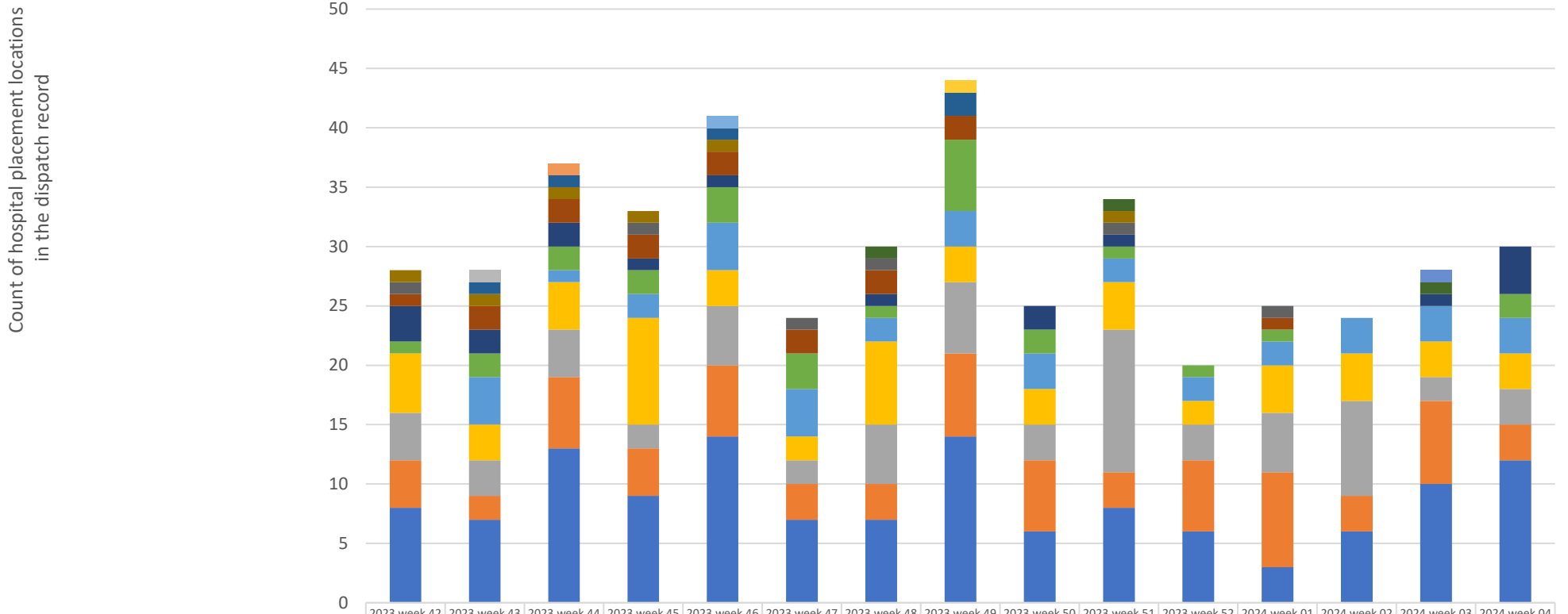
dispatch resulting in other outcome	59	69	54	71	59	62	71	49	56	60	56	66	67	61	50	55	63	70	55	50	67	61	45	49	51	56	35	53
dispatch resulting in detention	38	37	38	38	44	26	40	30	35	28	35	37	46	30	32	37	31	39	25	29	42	27	33	20	24	24	29	26

### Weekly Staff Count - Staff providing Crisis or Investigation services 07/16/23 to 01/27/24



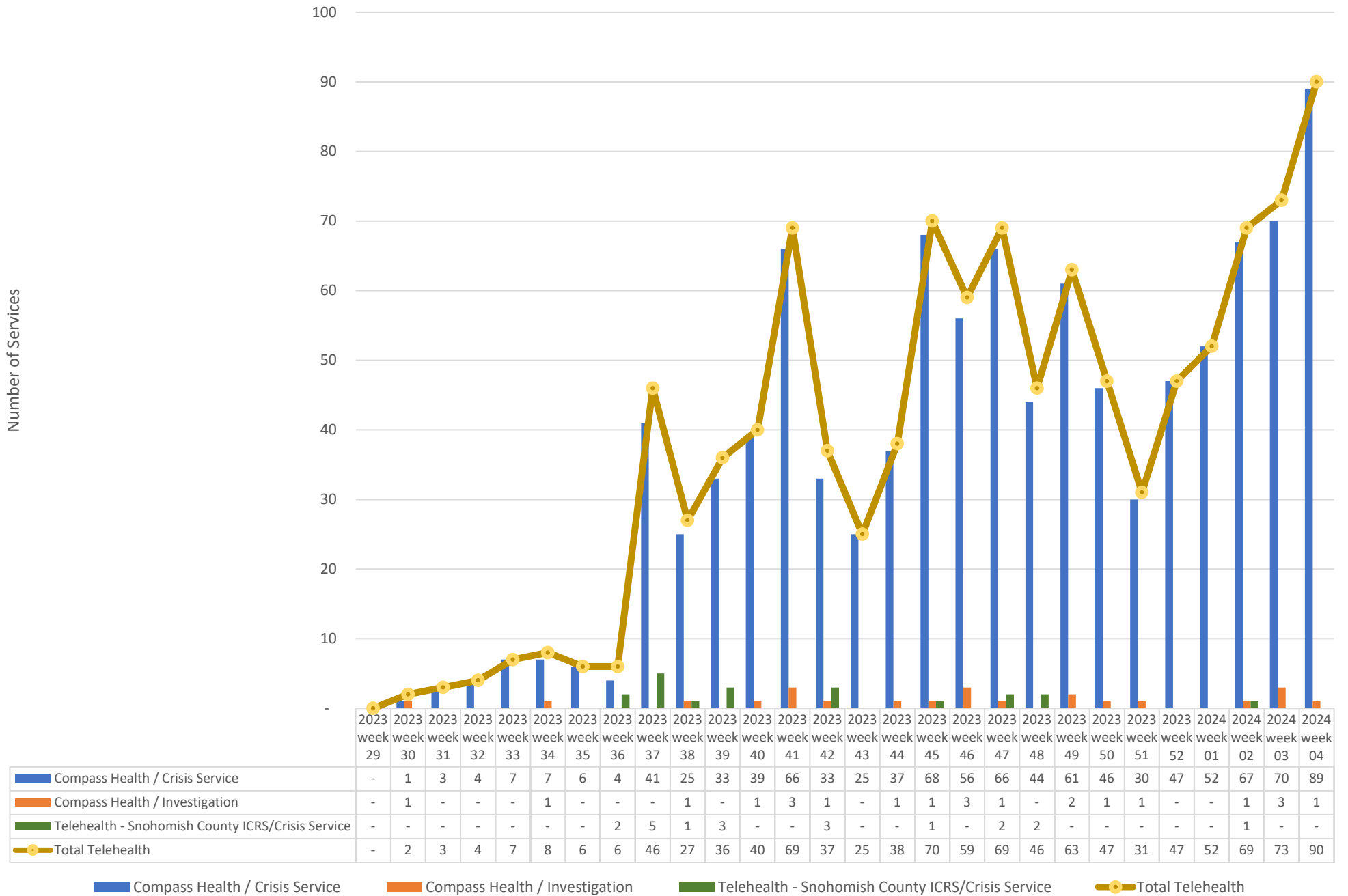
2024 week 04 ending 01/00/00

## Hospital placement locations (Invol and Vol) - No adjustment has been made for timely data - recent weeks likely low

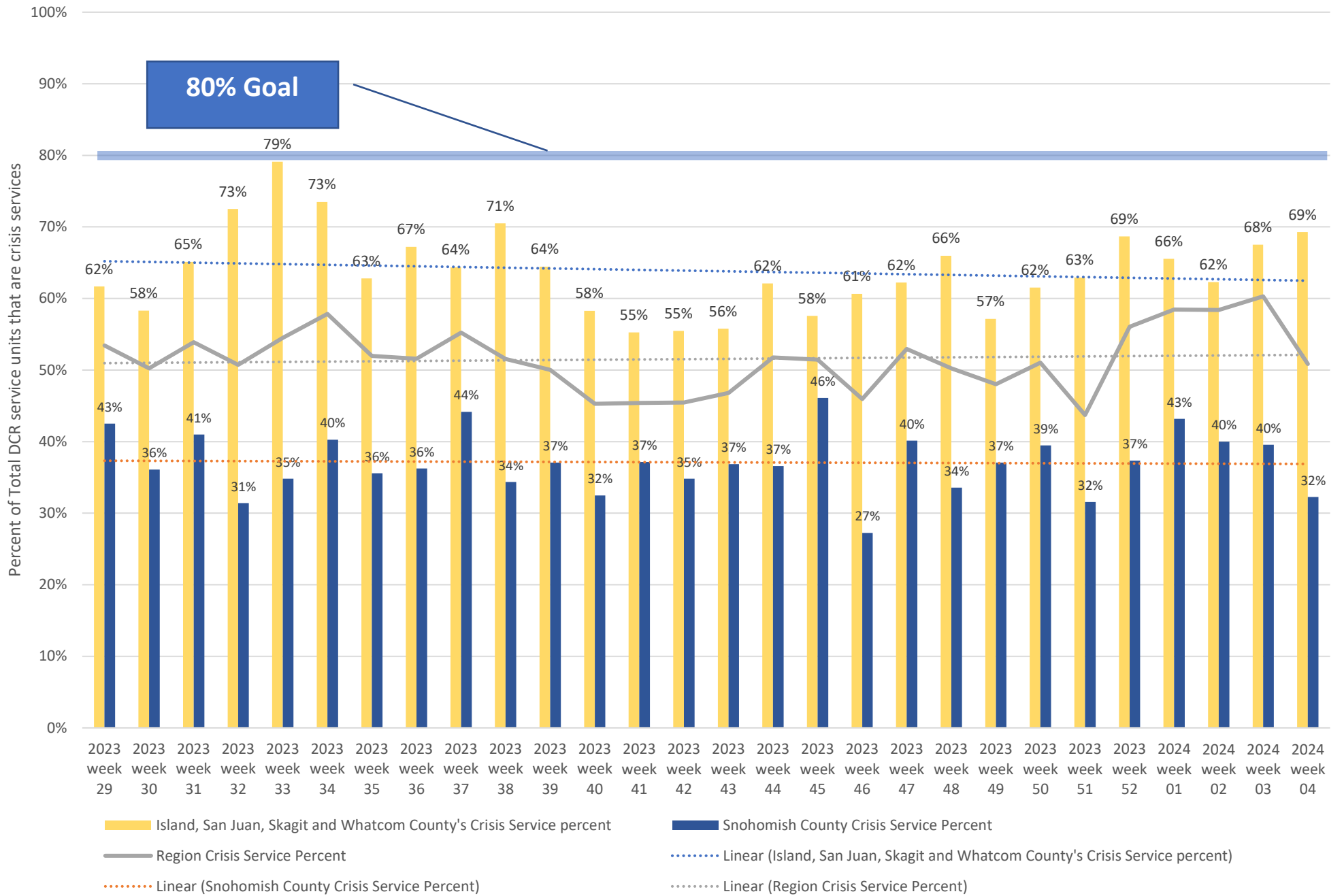


	2023 week 42	2023 week 43	2023 week 44	2023 week 45	2023 week 46	2023 week 47	2023 week 48	2023 week 49	2023 week 50	2023 week 51	2023 week 52	2024 week 01	2024 week 02	2024 week 03	2024 week 04
PROVIDENCE SACRED HEART MED CNTR AND CHILDRENS HSPTL					1										
South Sound Vest Thurston								1							
Pierce EandT TELECARE		1													
SWEDISH MEDICAL CENTER CHERRY HILL			1												
Valley Cities Counseling And Consultation														1	
Swedish Mill Creek							1			1				1	
THURSTON/MASON EandT FACILITY		1	1		1			2							
ABHS Chehalis	1	1	1	1	1					1					
VALLEY GENERAL HOSPITAL	1			1		1	1			1		1			
Telecare North Sound Evaluation and Treatment	1	2	2	2	2	2	2	2				1			
Mukilteo	3	2	2	1	1		1		2	1				1	4
BHC Fairfax Hospital INC	1	2	2	2	3	3	1	6	2	1	1	1			2
SMOKEY POINT BEHAVIORAL HOSPITAL		4	1	2	4	4	2	3	3	2	2	2	3	3	3
Skagit Valley Hospital	5	3	4	9	3	2	7	3	3	4	2	4	4	3	3
SWEDISH EDMONDS	4	3	4	2	5	2	5	6	3	12	3	5	8	2	3
Peacehealth Bellingham	4	2	6	4	6	3	3	7	6	3	6	8	3	7	3
Providence Everett	8	7	13	9	14	7	7	14	6	8	6	3	6	10	12

## Telehealth only, crisis and investigation services from 07/16/23 to 01/27/24



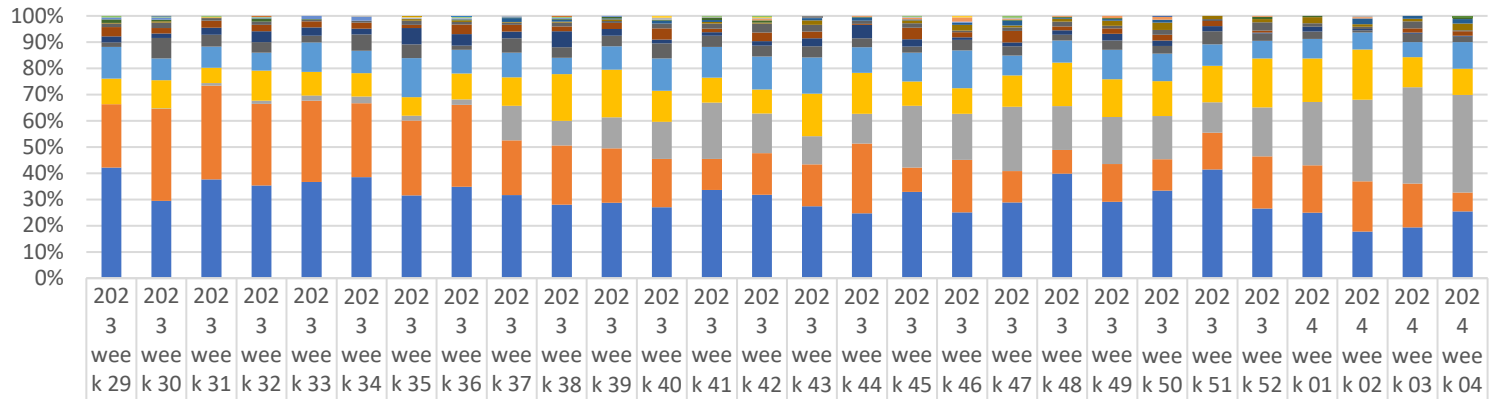
# Crisis Service Unit Percent - Crisis Service units divided by Crisis units + Investigation units





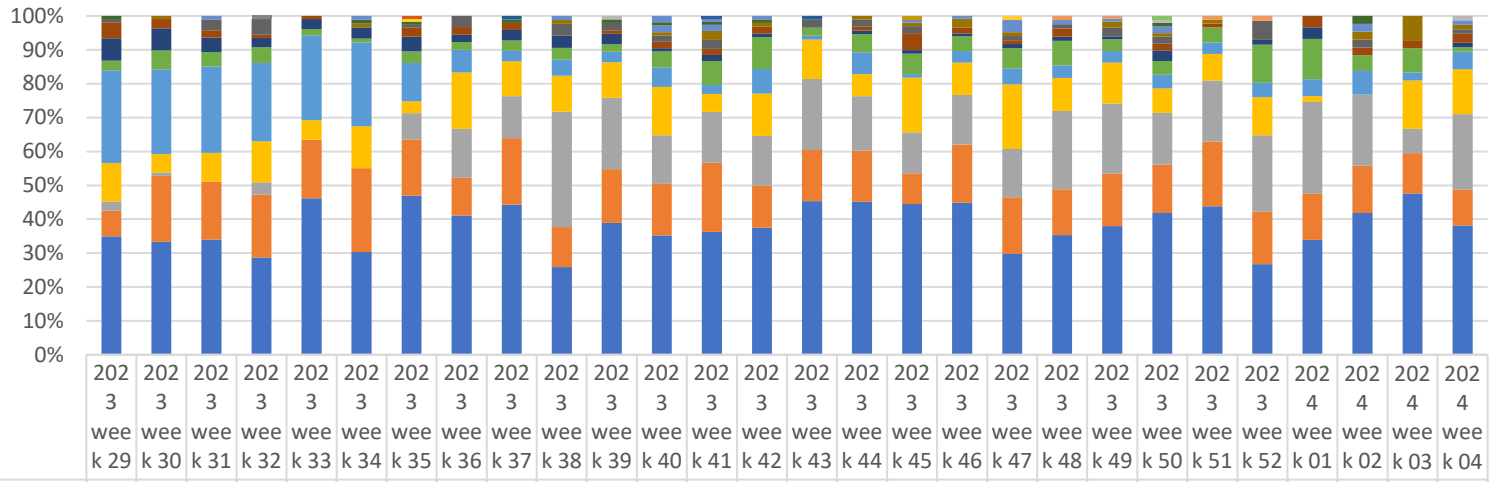


### Place of Service -Crisis Services, percent of total by week



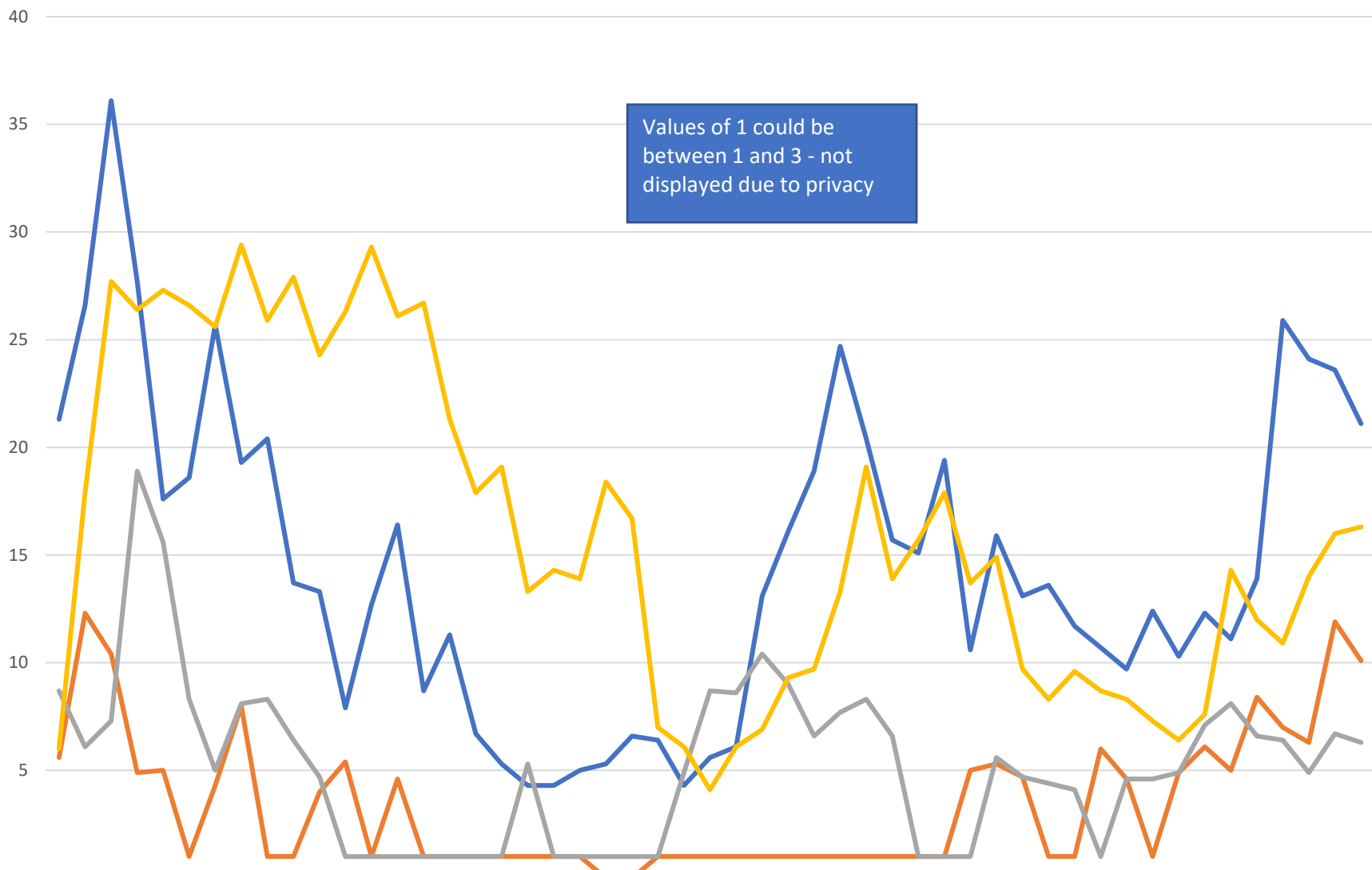
	2023k29	2023k30	2023k31	2023k32	2023k33	2023k34	2023k35	2023k36	2023k37	2023k38	2023k39	2023k40	2023k41	2023k42	2023k43	2023k44	2023k45	2023k46	2023k47	2023k48	2023k49	2023k50	2023k51	2023k52	2024k01	2024k02	2024k03	2024k04	
Indian Health Service Free-standing Facility																												1	
Mobile Unit							1																						
Public Health Clinic							1																						
Residential SUD															1														
Non residential Substance Abuse Treatment Facility				1						1																			
Skilled Nursing Facility		1																				1							
Custodial Care Facility	2	1	1										1	1															
Nursing Facility				1				1		1								1	2										
Community Mental Health Center			1				1					2		1					2										
Psych. Residential						1	1	1	1			2	1	1				1	1								1		
Unassigned														1		1	2	5	1	1	3	3			1		1		
On Campus Outpatient Hospital	2	3		1	4	4	1	1	1	1	1				1				1										
Group Home	4	2		4	1			1	1	1	2	1	3	2		1			1	1	1				2	1			2
School									5	2	1	3	2		2	4	1	3	5	1	2	3					5	2	4
Homeless Shelter	1	2	1				2	2	1	1	2		2	1	4		3	7	2	3	7	8	3	3	5	2	2	6	
Inpatient Hospital	4	7	3	4	2	2	5	3	3	4	2	5	6	8	6	4	5	2	4	5	3	5	2	8	3	2	5	1	
Inpatient Psychiatric Facility	11	7	9	8	8	6	4	11	9	5	7	12	4	8	6	1	13	6	12	4	7	6	5	2			3	4	
Assisted Living Facility	7	6	9	13	11	6	20	13	9	17	8	4	4	4	7	17	8	3	4	5	9	6	5	1	4	1	1	1	
Prison Correctional Facility	5	27	15	13	9	17	17	5	19	11	12	16	13	10	10	11	7	13	10	6	12	8	13	7	6	2	6	5	
Emergency Room Hospital	37	29	27	22	39	23	48	27	33	17	27	34	36	30	32	32	32	46	21	23	38	29	21	17	16	14	11	24	
Home	30	37	20	37	31	24	23	30	38	49	55	33	29	22	38	51	27	31	33	46	49	37	36	47	36	42	22	24	
Telehealth		1	3	4	7	7	6	6	46	26	36	39	66	36	25	37	69	56	68	46	61	46	30	47	52	68	70	89	
Other Place of Service	74	121	120	100	107	76	92	94	73	62	63	51	36	38	37	87	27	64	33	25	49	33	36	50	39	42	32	17	
Office	129	102	126	114	127	104	102	105	111	77	87	75	103	76	64	81	96	80	80	110	99	93	107	67	54	39	37	61	

### Place of Service -Investigations, percent of total by week



	2023k29	2023k30	2023k31	2023k32	2023k33	2023k34	2023k35	2023k36	2023k37	2023k38	2023k39	2023k40	2023k41	2023k42	2023k43	2023k44	2023k45	2023k46	2023k47	2023k48	2023k49	2023k50	2023k51	2023k52	2024k01	2024k02	2024k03	2024k04	
Nursing Facility																	1												
Non residential Substance Abuse Treatment Facility				1																									
Public Health Clinic							1																						
Urgent Care Facility													1																
Skilled Nursing Facility																							1						
Residential SUD									1							1													
Custodial Care Facility							1													1									
School											1												1					1	
Homeless Shelter																					1	1		1	1				
Community Mental Health Center			1			1				1		2	1	1						1			1						
Psych. Residential	1					1	1		1		1	1	1	1									1			1			
Unassigned													2	2									2			1		1	
Telehealth		1				1				1		1	3	1			1	1	3	1		2	1	1		1	3	1	
Group Home	1		3	5			1	3		3	2	2	3		2	2	2		1	1	3	2		4		1		1	
Office	5	3	2	1	1		3	2	2		1	2	2	2		1	5	2	1	2		2	1		2	1	1	2	
Assisted Living Facility	7	7	4	3	3	3	5	2	3	3	3	1	2	1		1	1	1	1	1	1	1	3		1	2		1	
Inpatient Hospital	3	6	4	5	2	1	4	2	3	3	2	5	8	9	2	5	6	5	5	6	4	4	4	4	8	7	2	3	1
Other Place of Service	29	27	24	25	26	22	13	6	3	4	3	6	3	7	1	6	1	4	4	3	4	4	3	3	3	3	3	1	4
Inpatient Psychiatric Facility	12	6	8	13	6	11	4	15	10	9	10	15	6	12	10	6	16	11	16	8	14	7	7	8	1		6	10	
Home	3	1		4			9	13	12	29	20	15	17	14	18	15	12	17	12	19	24	15	16	16	16	9	3	17	
Prison Correctional Facility	8	21	16	20	18	22	19	10	19	10	15	16	23	12	13	14	9	20	14	11	18	14	17	11	8	6	5	8	
Emergency Room Hospital	37	36	32	31	48	27	54	37	43	22	37	37	41	36	39	42	44	52	25	29	44	41	39	19	20	18	20	29	

### Total Hospitalized Adults - COVID-19 (confirmed or suspected) 7 day average



Values of 1 could be between 1 and 3 - not displayed due to privacy

	1/2/2023	2/5/23	2/1/2023	2/1/2023	2/2/2023	2/6/2023	2/20/23	2/2/2023	2/9/2023	2/26/23	2/29/23	3/2/2023	4/2/2023	4/9/2023	4/1/2023	4/2/2023	4/3/2023	5/7/23	5/1/2023	5/2/2023	5/2/2023	6/4/23	6/1/2023	6/1/2023	6/2/2023	7/2/23	7/9/23	7/1/2023	7/2/2023	7/3/2023	8/6/23	8/1/2023	8/2/2023	8/2/2023	9/3/23	9/1/2023	9/1/2023	9/2/2023	10/10/23	10/15/2023	10/22/2023	10/29/2023	11/5/2023	11/12/2023	11/19/2023	11/26/2023	12/3/2023	12/10/2023	12/17/2023	12/24/2023	12/31/2023	1/7/2024	1/1/2024
Prov. Everett	21	27	36	28	18	5	1	4.3	8	1	20	14	13	7.9	13	16	8.7	11	6.7	5.3	4.3	4.3	5	5.3	6.6	6.4	4.3	5.6	6.1	13	16	19	25	20	16	15	19	11	16	13	14	12	11	9.7	12	10	12	11	14	26	24	24	21
SVH	5.6	12	10	4.9	5	1	4.3	8	1	1	1	1	4	5.4	1	4.6	1	1	1	1	1	1	1	0	0	1	1	1	1	1	1	1	1	1	1	1	1	5	5.3	4.7	1	1	6	4.6	1	4.9	6.1	5	8.4	7	6.3	12	10
Swedish Edmonds	8.7	6.1	7.3	19	16	8.3	5	8.1	8.3	6.4	4.7	1	1	1	1	1	1	1	1	1	5.3	1	1	1	1	1	4.9	8.7	8.6	10	9	6.6	7.7	8.3	6.6	1	1	1	5.6	4.7	4.4	4.1	1	4.6	4.6	4.9	7.1	8.1	6.6	6.4	4.9	6.7	6.3
Peacehealth Bellingham	6	18	28	26	27	27	26	29	26	28	24	26	29	26	27	21	18	19	13	14	14	18	17	7	6.1	4.1	6.1	6.9	9.3	9.7	13	19	14	16	18	14	15	9.7	8.3	9.6	8.7	8.3	7.3	6.4	7.6	14	12	11	14	16	16		

### North Sound BH ASO Walkaway Chart 07/16/23 to 01/27/24

